KDS Accessories Limited
SINCE 1991

- Integrity
- Innovation
- Reliability
- Collaboration
- Value Creation

# CONNECTING EVERY DETAIL

**Powering Apparel Through Integrated Solutions**

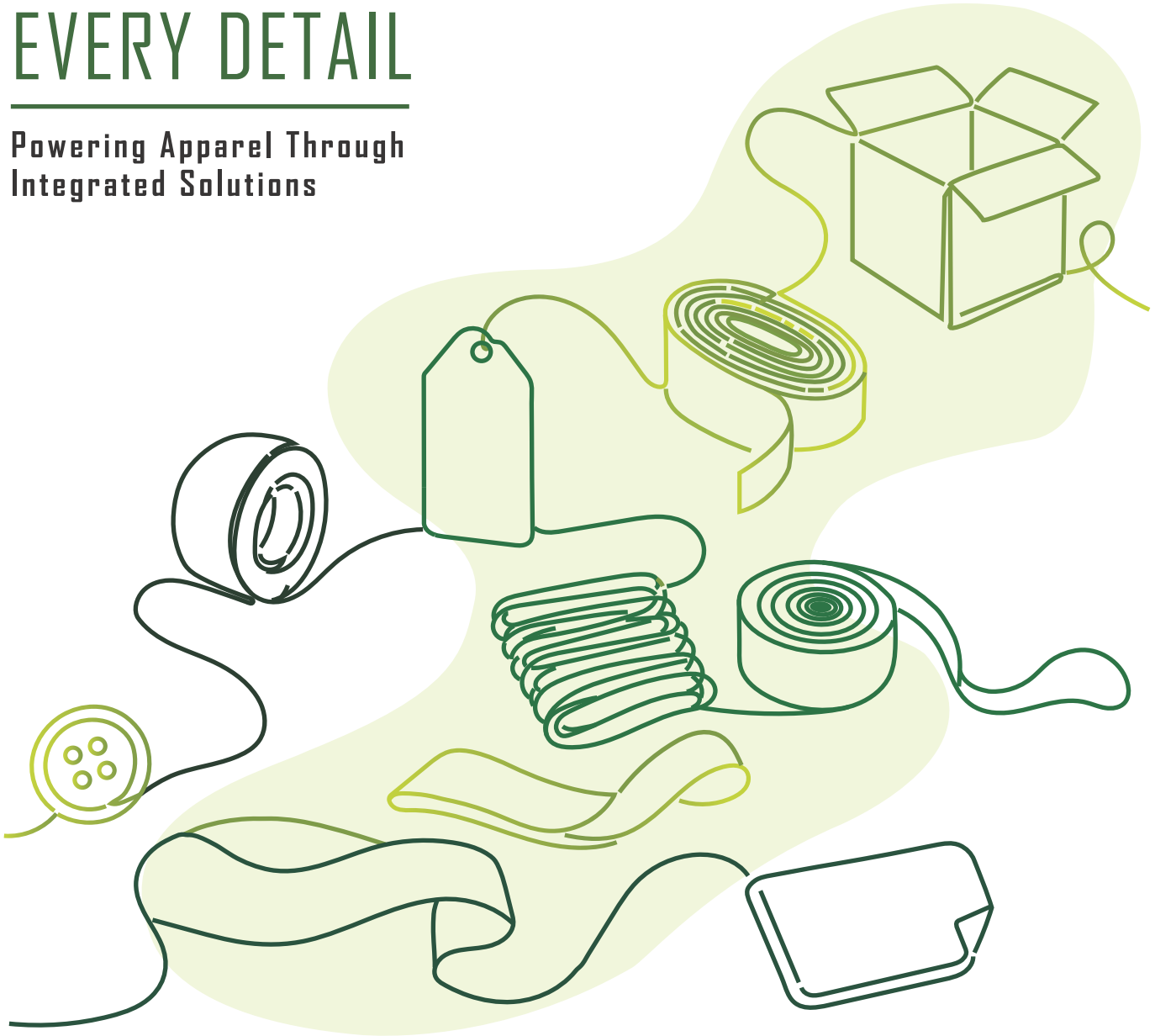

# ANNUAL REPORT 2025-2026

Packaging Solution | Button | Label Tag | Elastic | Printing

# C O V E R  S T O R Y

# CONNECTING EVERY DETAIL

## Powering Apparel Through Integrated Solutions

A button. A label. A strip of elastic. A carton. None of these is the product a shopper buys. But without each one, in the right place at the right time, no garment can be finished. This is the simple truth behind KDS Accessories Limited's work for thirty-five years: in the apparel business, every small detail matters, and every detail is connected to the next.

That is what this year's theme means: "Connecting Every Detail. Powering Apparel Through Integrated Solutions." It was a hard year for the garment industry. Costs went up. Export demand was soft. In such a year, it is easy to focus only on the main product and let the smaller things slide. Instead, the Company chose to strengthen every connection between one product and another, between the factory and the customer, between today's cost and tomorrow's sustainability.

***"IN THIS BUSINESS, NOTHING IS REALLY SMALL. EVERY DETAIL CARRIES WEIGHT."***

Our products work as one system, not separate items. A buyer who trusts us for cartons soon trusts us for labels, elastics, and printing too because the same quality and the same reliability stand behind all of them. This is why global brands such see us as one dependable partner, not as a supplier of one item.

Our people hold these connections together. Good training, safe workplaces, and steady maintenance are not separate from production they are what keeps production, quality, and delivery working as one, even when costs are rising. Our solar power and rainwater systems work the same way: less cost today builds a stronger Company tomorrow.

### Five Simple Commitments

- **Integrity — we do business the right way, every time.**
- **Innovation — we keep improving how we work.**
- **Reliability — buyers can depend on us.**
- **Collaboration — we succeed together, not alone.**
- **Value Creation — every effort should build something lasting.**

KDS Accessories Limited has believed this since 1991: no detail is too small to matter. Thirty-five years later, this same belief connects everything you will find in our dealings and service.



# TABLE OF CONTENTS


## CORPORATE OBJECTIVE

Company Profile ..... 06
Vision ..... 09
Strategic Objectives ..... 10
Core Values ..... 11
Director Profiles and Board Representation ..... 12
Organizational Structure ..... 19

## MANAGEMENT REPORT & ANALYSIS

Chairman's Message ..... 22
Managing Director's Message ..... 24
Comments by CEO ..... 26
Staff Contributions: Health, Safety and Welfare ..... 28
Contribution to the National Economy ..... 29
Performance Highlights ..... 31

## SUSTAINABILITY REPORT ..... 32

## CORPORATE GOVERNANCE

Directors' Report ..... 36
Audit Committee Report ..... 44
NRC Report ..... 46
Corporate Governance Policies and Compliance ..... 49
Stakeholder Engagement and Communication ..... 69
Product Segment ..... 70

## FINANCIALS


Independent Auditors' Report ..... 80
Statement of Financial Position ..... 86
Income Statement ..... 87
Statement of Changes in Equity ..... 88
Cash Flow Statement ..... 89
Notes to the Financial Statements ..... 90


## GRAPHICAL & PICTORIAL DATA


Performance Indicator ..... 119


## RISK MANAGEMENT & INTERNAL CONTROLS


Risk Management Framework ..... 122
Internal Control System and Processes ..... 123
Risk and Concern ..... 124


## GENERAL


Notice of the 35th AGM ..... 126
Letter of Transmittal ..... 127
Dividend Policy ..... 128
Historical PSI ..... 130
Human Resource Accounting ..... 132
Major Events ..... 133
Awards & Recognition ..... 134
Certificate of BAPLC ..... 151
Events & Images ..... 153
Factory Album ..... 158
Corporate Information ..... 165
Attendance & Proxy Form ..... 167



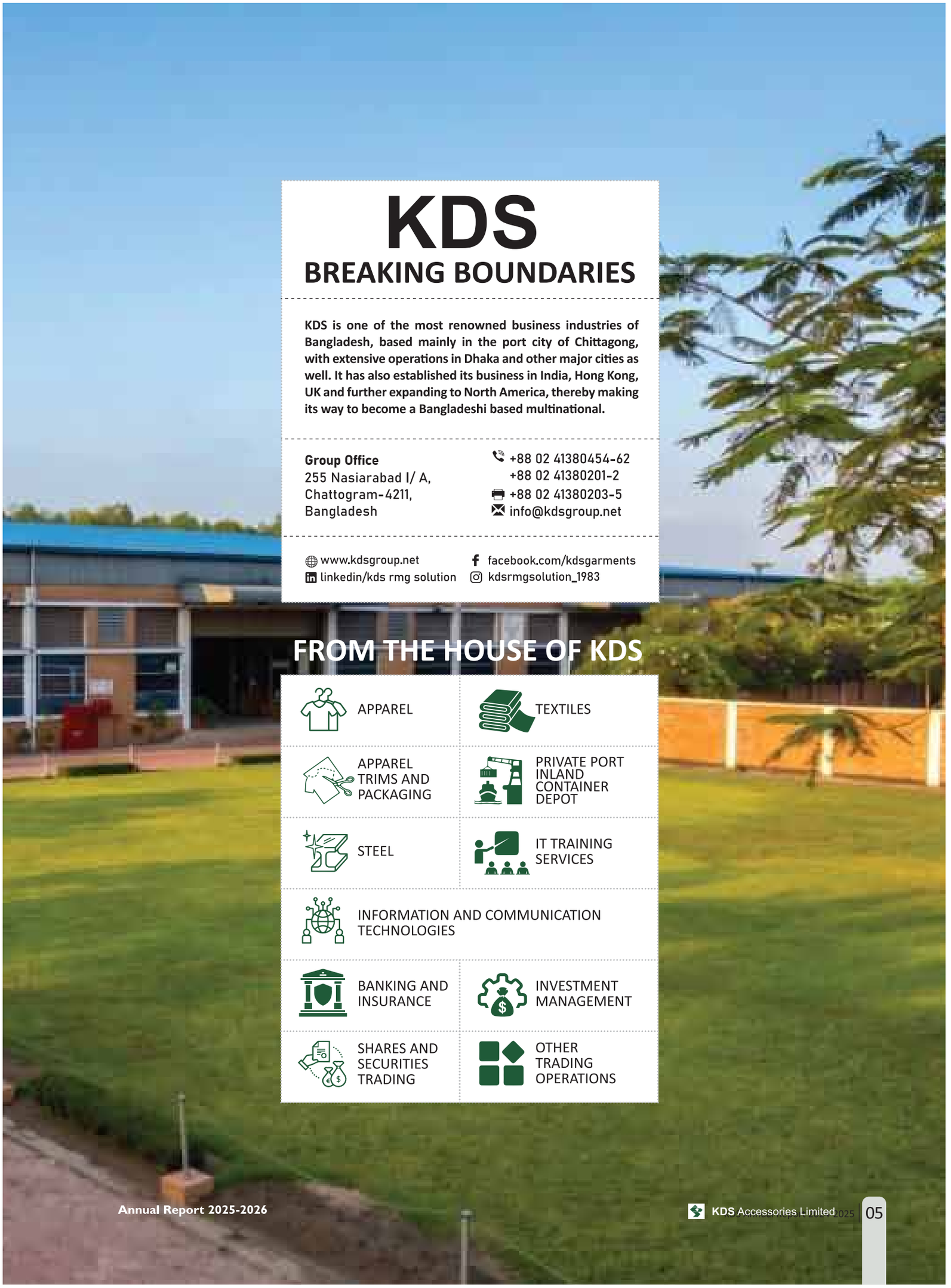

# KDS
## BREAKING BOUNDARIES

**KDS is one of the most renowned business industries of Bangladesh, based mainly in the port city of Chittagong, with extensive operations in Dhaka and other major cities as well. It has also established its business in India, Hong Kong, UK and further expanding to North America, thereby making its way to become a Bangladeshi based multinational.**


**Group Office**
255 Nasiarabad I/ A,
Chattogram-4211,
Bangladesh

+88 02 41380454-62
+88 02 41380201-2
+88 02 41380203-5
info@kdsgroup.net

www.kdsgroup.net
facebook.com/kdsgarments
linkedin/kds rmg solution
kdsrmgsolution_1983


## FROM THE HOUSE OF KDS

- APPAREL
- TEXTILES
- APPAREL TRIMS AND PACKAGING
- PRIVATE PORT INLAND CONTAINER DEPOT
- STEEL
- IT TRAINING SERVICES
- INFORMATION AND COMMUNICATION TECHNOLOGIES
- BANKING AND INSURANCE
- INVESTMENT MANAGEMENT
- SHARES AND SECURITIES TRADING
- OTHER TRADING OPERATIONS

## KDS ACCESSORIES LIMITED

Is one of the country's leading And largest garments accessories company with comprehensive product range. Having single largest capacity We are pioneer of packaging. We believe in working closely with our clients to understand their needs to design services accordingly and align ourselves as a strategic partner, helping us to realize our vision. To be a globally preferred trims and packaging solutions company'

# WHO WE ARE

STARTING ITS JOURNEY BACK TO THE YEAR 1991,

**KDS ACCESSORIES LIMITED**

IS THE COUNTRY'S LEADING AND LARGEST ACCESSORIES MANUFACTURER AND A MAJOR PLAYER IN THE BANGLADESH READY-MADE GARMENTS (RMG) MARKET.



## OUR STRENGTH

Our extensive experience in the industry has helped us acquire knowledge and information to design products and services that best suits requirements of our clients.

We offer flexibility, competitiveness and sharper lead time to facilitate demanding sourcing requirement. Our national network supported by a dynamic team of professionals allows us to serve our clients as a strong supply chain partner providing production, consolidation and solution based services.



## COMPREHENSIVE PRODUCTS RANGE

We offer one of the most comprehensive ranges of apparel Trims & Packaging products and services. In Bangladesh, we manufacture almost all the products in our IMS (ISO-9001:2015, ISO 14001:2015 & BS OHSAS 18001:2007) certified international standard facilities and our products meet global quality standards.



## GLOBAL RECOGNITION

We are preferred by world's most reputed brands as a reliable and quality supplier for their garment accessories.

# INTEGRITY

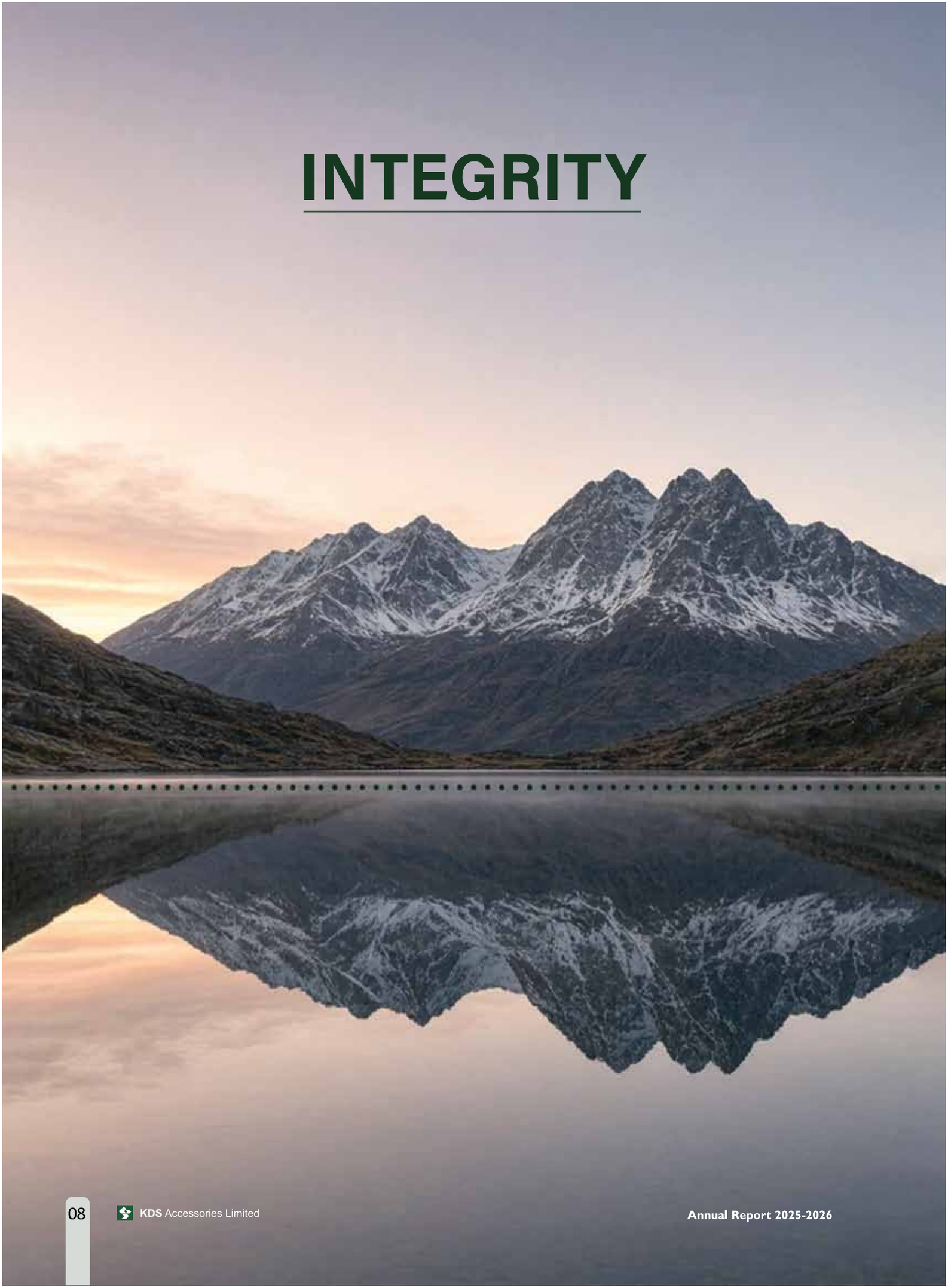

# VISION

TO BE A GLOBALLY PREFERRED
TRIMS & PACKAGING SOLUTIONS COMPANY



# STRATEGIC OBJECTIVE

**At KDS Accessories Ltd, our strategic objectives are focused on sustainable growth, operational excellence, and enhancing stakeholder value. These objectives guide our decision-making and ensure that we remain competitive in the dynamic garment accessories industry. Our primary strategic goals include:**

### ENHANCE OPERATION EFFICIENCY

Integrate advanced technologies, including automation and data-driven decision-making tools, to streamline production and improve efficiency. This focus will help us meet the industry's growing demand for faster delivery and high-quality products.

### DRIVE SUSTAINABLE PRACTICES

Continue to invest in renewable energy eco-friendly materials. These investments align with global sustainability trends and the expectations of our clients, trengthening our brand as a responsible, enviromentally conscious supplier.

### DEVELOP HUMAN CAPITAL

Invest in employee training, welfare and development programs to build a skilled and motivated workforce. Ensuring a positive work enviroment and fair wage practices is essential to retaining talent and supporting our long-term goals.




### STRENGTHEN MARKET POSITION

Expand our client base within Bangladesh's RMG sector and increase our presence with global brands by leverging our reputation for quality and reliability. Recent nominations from brands like Kantoor and Timberland reflect our progress toward this goal.

### STRENGTHEN FINANCIAL RESILIENCE

Maintain a balanced financial strategy that supports sustainable growth. We aim to manage risks effectively and use prudent financial planning to protect our profitability amidst economic fluctuations.

# CORE VALUES


02
Maximun Resource Utilization
03
Maintain Global Presence & Standards Economically
01
Lead Through Service Excellence
04
Nurture Intelligence For Human Capital Growth



# BOARD OF DIRECTORS



# Mr. Khalilur Rahman
# Chairman



**MR. KHALILUR RAHMAN IS THE FOUNDER OF THE KDS GROUP AND CHAIRMAN OF THE COMPANY.**

**Mr. Khalilur Rahman** is a seasoned and highly experienced businessman & successful entrepreneur. Coming from a very humble background, he has been pioneer in kick starting several industries in the country.

Starting his journey in 1967 from a small-localized business, he kept on diversifying into many areas of his interests.

His love for the struggling people of his area inspired him to start exploring labour intensive ventures. Around 1983, he started his major scale garments manufacturing facility, KDS Garments, out of Chattogram.

A keen sense of determination had enabled Mr. Rahman to expand his empire to include many other large scale projects over the year such as textiles, garment accessories, steel, investment management, logistics, banking, insurance and education etc.

Today, KDS group is one of the largest business conglomerate in the country having business link with USA, Canada, Europe, Japan, South Asian Sub-Continent, India and China etc. and the group was awarded President Gold Trophy for export 9 times and got recognition of Quality Garments Exporter from foreign retailers 4 times.

Apart from being founding father of all Groups business, MR. Rahman has been truly the guiding force of business growth cutting across several business verticals within the group.

His energy and passion has been instrumental innot only he has guided the group into a large industrial behemoth, but also he metamorphosed the group into a closely-knit family of organizations, each complementing the need of others.
His inspirational leadership style has developed several leaders within the group to undertake key business activities. He is also one of the few entrepreneurs of private banks and insurance business in the country.

He is one of the founding directors of National Bank Ltd a first genaration private bank of the country. He was also pioneer in the private sector insurance of the country. and currently holding the position of director of Pragati Insurance Limited, and Chairman of pragati Life Insurance Limited.

He is the chairman of AIBL Capital Market Services Ltd. ( a subsidiary of Al-Arafah Islami Bank Limited ) Besides contributing to the industrial growth in the country, he has undertaken various social activities, which helps the marginalized section of the society in a large way. A large number of non-profit and entirely charitable educational institutions (School, College, Madrasha etc.) have been setup by Mr. Khalilur Rahman.

He is the founder chairman of Southern University, founder of Khalilur Rahman Mohila College, Khalil Mir Degree College, Khalilur Rahman Girl's High School, Khalil Mir Girl's High School, Ziri Khalil Mir High School and three Madrashas and one cultural academy in greater Patiya of Chattogram.

He was vice president of BGMEA (Bnagladesh Garment Manufacturees & Exporters Association) & currently President of Chittagong Metrpolitan Chamber of Commerce & Industries.

He is also involved with Bangladesh CR Coil Manufacturer & Exporters Association and Bangladesh inland Container Depot Association (BICDA).

He was awarded EKUSHEY PADAK 2015 from Chattogram City Corporation for his contribution in Trade and commerce.

He is the Life Member of Bhatiary Golf & Country Club, Chittagong Boat Club, Chittagong Club Ltd., Chittagong Metropolitan Lions Club, Chittagong Press Club, Chittagong Institute Limited ( Senior's Club ), Chittagong Maa & Shishu Hospital & Ziri Janakollan Trust.



## Mr. Salim Rahman
Managing Director

**INHERITING THE RICH LEGACY OF HIS FATHER,**

**Mr. Salim Rahman** has made his own mark in taking the group to next level of business excellence through strategic expansion and organizational transformation through his passionate and dynamic leadership style. Educating in India and the US, Mr. Salim Rahman has joined the group in 1997.

Since then, he has actively involved with different sectors like Garments, Accessories, Steel, Textile, Shipping, Securities, Banking and Insurance.

Within few years of his joining in the group, he has been instrumental in capacity expansion of steel division, which strategically helped steel business to be a key player in the country's infrastructural growth. Apart from steel, he has been instrumental in setting up the country's largest "Dry-dock" or. Inland Container Depot (ICD) under KDS Logistics. He undertook similar expansion in other group businesses notably in Garments and Accessories.

Apart from business expansion, he has been instrumental with key organizational changes across the group to transform it a complete professional organization. Today KDS Group has been benchmarked as one of the true Bangladeshi professional organization. Setting up several industry-verticals led by competent CEOs, Mr. Rahman has helped the group perform more objectively and transparently.

Mr. Rahman has also injected operational excellence in key areas, which help the group business to grow several times in revenue & profitability. Mr. Rahman has also taken the group's footprint across various overseas locations including that of India, Hong Kong, the UK etc.

Besides manufacturing base he is also involved with investment and IT sector. He was director of Bangladesh Garment Manufacturers and Exporters. Association (BGMEA) and current director of Chittagong Metropolitan Chamber of Commerce & Industries.

He is a life member of Bhatiary Golf & Country Club and member of Chittagong Club Limited, Chittagong Institute Limited (Senior's Club).

He is also involved with others social organizations and activities being associated with many organizations.



## Ms. Tahsina Rahman
Director

**Ms. Tahsina Rahman** obtained her BBA from University of Science and Technology, Chittagong (USTC) and completed MBA from Independent University Bangladesh (IUB).

She is a dynamic, result-oriented professional with experience and visible achievement in business develment startup, strategic business partnerships and emerging markets including childcare arenas.

Ms. Tahsina Rahman is an Out-of-box thinker with visionary leadership strenghts, resourceful team player characterized by innovative entrepreneurial spirit. She is also associated with number of Social Organizations and activities.



## Professor Sarwar Jahan
Independent Director

**Professor Sarwar Jahan** obtained his Bachelor in Information System and Master in Business Management from the Langston University of USA. He also completed his Diploma in Business Management from Dallas, Texas, USA in 1987.

He joined Southern University Bangladesh as Professor and Treasurer (In-charge) in May 2016. He was also an Associate and Assistant Professor at Southern University Bangladesh from January 2008 to April 2016 and December 2004 to December 2007 respectively.

He was the Executive Director of the Institute of Management & Information Technology, Chittagong. He served as Assistant Manager and Manager in various companies of the USA and had around 40 years of professional experience.

He is also a member of the Chittagong Chamber of Commerce and Association of Overseas Technical Scholarship (AOTS), Japan. He joined the Board on 24 August 2021 & his term will expire on 23 August 2027.



## Mr. Asif Md. Tanvir Hossain FCA
Director

**(Representative of KDS Garments Industries Limited)**

**Mr. Asif Md. Tanvir Hossain FCA,** is a Director at KDS Accessories Limited representing KDS Garments Industries Limited.

He is a Fellow Chartered Accountant of the Institute of Chartered Accountants of Bangladesh (ICAB) and is a member of the Chittagong Taxes Bar Association (CTBA). He has been in the role of the CFO of KDS Garments Division since February 2026. Before taking up his current role, he served as CFO of KDS Group's Steel Division from 2020 to 2025.

He is a finance leader with more than seventeen years of professional experience, including over twelve years in the steel sector. His experience spans steel manufacturing, textiles and garments, with a career covering financial leadership and strategic business support. During his tenure as CFO of KDS Group's Steel Division, he led the end-to-end implementation of SAP S/4HANA in his capacity as Project Lead. Earlier in his career, he held senior finance positions at Abul Khair Steel (AKS).

His professional expertise includes financial strategy and planning, treasury and working capital management, budgeting and forecasting, manufacturing and operating cost optimization, product costing, KPI and Board reporting, IFRS/IAS financial reporting, tax and VAT, internal controls and risk management.

He currently serves as Chairman of the ICAB Chattogram Regional Committee (CRC). He has also contributed to professional development by lecturing and conducting workshops on financial reporting and financial management. He is involved in various community development activities in various professional and social organizations.

# ORGANIZATION STRUCTURE

## BOARD OF DIRECTORS

| | |
|---|---|
| Mr. Khalilur Rahman | Chairman |
| Mr. Salim Rahman | Managing Director |
| Ms. Tahsina Rahman | Director |
| Professor Sarwar Jahan | Independent Director |
| Mr. Asif Md Tanvir Hossain FCA | Director |

## AUDIT COMMITTEE

| | |
|---|---|
| Professor Sarwar Jahan | Chairman |
| Ms. Tahsina Rahman | Member |
| Mr. Asif Md Tanvir Hossain FCA | Member |
| Mr. Mohammad Ilias | Member Secretary |

## NRC COMMITTEE

| | |
|---|---|
| Professor Sarwar Jahan | Chairman |
| Mr. Khalilur Rahman | Member |
| Mr. Asif Md Tanvir Hossain FCA | Member |
| Mr. Mohammad Ilias | Member Secretary |

## SENIOR EXECUTIVES

| | |
|---|---|
| Mr. Debasis Daspal | Chief Executive Officer |
| Mr. Shahab Uddin Mohd Jaffar | Chief Operating Officer |
| Mr. Anwar-Ul-Azam | VP-HR, Compliance & Operation |
| Mr. Biplob Kanti Banik FCA | Chief Financial Officer |
| Mr. Mohammad Ilias | Company Secretary |
| Mr. Abu Taher | GM-Sales |
| Mr. Sarwar Hossain | GM-HR & Compliance |
| Mr. A.K.S. Parvez | GM-Packaging |
| Mr. Abdur Rouf Mollah | GM Button |
| Mr. Md. Shafiqul Mowla | AGM-SLP |
| Mr. Apu Sarwar | Head of IT |
| Mr. Kongku Chakma. | Head of Hanger Unit |

# INNOVATION



# MANAGEMENT
# **REPORT & ANALYSIS**



# LETTER FROM THE **CHAIRMAN**



**Dear Fellow Shareholders,**

It gives me great pride to present our Annual Report for 2025-26, as we mark 35 years of KDS Accessories Ltd. Since our founding in 1991 as one of Bangladesh's first-generation garment accessories companies, we have built our reputation on quality, product diversity, and disciplined supply chain management growing, in that time, into a trusted and compliant partner to leading international brands.

## Our Journey and Achievements

Since our journey began, KDS Accessories has risen to become one of the country's leading providers of trims and packaging solutions, with a significant and growing reach across global markets. Our efforts have strengthened Bangladesh's position in the global RMG industry, making us a preferred partner to many international brands.

## A Year of Discipline

The year 2025-26 tested the strength of Bangladesh's export-linked industries. Shifting trade conditions, tighter margins, and evolving buyer expectations weighed on the sector throughout the year, even as the RMG and accessories industry continued its gradual recovery from earlier global disruption. For a company such as ours, built over three and a half decades on trust rather than volume, stability was the right measure of success and stability is what we delivered.

Revenue for the year stood at Tk 2,806 million against Tk 2,888 million in FY2024-25, and gross profit at Tk 458 million against Tk 496 million, both moderating in step with the wider export cycle. Net profit after tax, however, held firm at Tk 164.47 million modestly ahead of Tk 163.74 million a year earlier with earnings per share improving to Tk 2.20 from Tk 2.19, and Net Asset Value per share rising to Tk 28.91. This outcome reflects the operational discipline and market credibility this Board has sought to build over many years, rather than any favourable turn in market conditions.

In recognition of this performance, and in keeping with our consistent record, the Board is pleased to recommend a 10% cash dividend for FY2025-26 a continuation of the disciplined financial management and strong capital base that has defined our approach to shareholder returns in recent years.

## Connecting Every Detail

This year's Annual Report theme, ***"Connecting Every Detail. Powering Apparel Through Integrated Solutions,"*** reflects a deliberate shift in how we see our role: not as a supplier of individual components, but as a partner that connects sourcing, production, and delivery into one dependable whole for the brands we serve. Five commitments run through this report and through how this Board expects the Company to conduct itself Integrity, Innovation, Reliability, Collaboration, and Value Creation. These are not slogans; they are the standard against which we ask our shareholders to hold us.

> **THIRTY-FIVE YEARS OF TRUST ARE NOT BUILT IN ANY SINGLE YEAR. THEY ARE BUILT BY CHOOSING DISCIPLINE OVER EXPEDIENCE, YEAR AFTER YEAR**

**Looking Ahead**

Our near-term outlook remains stable but competitive. As export markets gradually regain momentum, we are cautiously optimistic about sustaining growth through continued efficiency, cost discipline, and product development. Our longer-term focus, as it has been since 1991, remains on building enduring value for shareholders through prudent governance and sustainable practice, rather than on any single year's results.

I thank my fellow Board members, our employees, and our business partners for their steady support through a demanding year. I am especially grateful to you, our shareholders, for the confidence and trust you continue to place in KDS Accessories Ltd.

I also extend our sincere appreciation to our bankers and to the regulatory bodies Bangladesh Securities & Exchange Commission (BSEC), DSE, CSE, CDBL, NBR, and RJSC for their continued cooperation.

The global business environment remains competitive and, at times, unpredictable. Our foundations, built over thirty-five years, are solid, and this Board remains determined to see the Company emerge from this cycle stronger than it entered it.

Sincerely



**Khalilur Rahman**
Chairman.

# MESSAGE FROM THE **MANAGING DIRECTOR**



**Dear Valued Shareholders,**

It is my pleasure to present the Annual Report of KDS Accessories Ltd. for the financial year 2025–2026.

I would like to begin by expressing my sincere appreciation for your continued trust and confidence in our Company. Your support has been an important part of our journey, and we remain committed to protecting and creating long-term value for our shareholders.

The past financial year has been a challenging one for Bangladesh's ready-made garment industry and its supporting sectors. Changing trade policies in major export markets, softer global demand, rising energy costs, and high financing expenses have placed considerable pressure on businesses across the industry.

Despite these challenges, KDS Accessories has remained resilient. Our focus has been on what matters most: maintaining product quality, strengthening customer relationships, improving operational efficiency, and managing costs responsibly.

**Financial Performance**

During FY2025–2026, the Company recorded revenue of Tk 2,806 million, compared with Tk 2,888 million in the previous year. Gross profit stood at Tk 458 million, against Tk 496 million in FY2024–2025.

Despite the decline in revenue and gross profit, we maintained our bottom-line performance. Net profit after tax increased marginally to Tk 164.47 million from Tk 163.74 million, while earnings per share improved to Tk 2.20 from Tk 2.19.

Net Asset Value per share stood at Tk 28.91, with retained earnings of Tk 107.87 crore, reflecting the Company's accumulated financial strength.

While these results reflect the pressures facing our industry, they also demonstrate our ability to maintain profitability in a difficult operating environment.

In recognition of this performance and our commitment to shareholder returns, the Board of Directors has recommended a 10% cash dividend for the financial year.

**Looking Ahead**

For more than three decades, KDS Accessories has been part of the growth and transformation of Bangladesh's garment industry. Over the years, we have built our business around quality, reliability, and long-term partnerships. These fundamentals remain as important today as they were when we began.

Looking ahead, we recognize that the global apparel industry is changing. Buyers are placing greater emphasis on efficiency, speed, sustainability, and supply-chain reliability.

To remain competitive, we must continue to adapt, improve productivity, and deliver greater value to our customers.

Our theme for this year, "Connecting Every Detail. Powering Apparel Through Integrated Solutions," reflects this direction

> **"WE AIM TO STRENGTHEN THE CONNECTION BETWEEN SOURCING, PRODUCTION, AND DELIVERY, OFFERING OUR CUSTOMERS GREATER EFFICIENCY, CONSISTENCY, AND RELIABILITY ACROSS THE SUPPLY CHAIN"**

For FY2026–2027, our priorities will remain clear: operational excellence, disciplined cost management, stronger customer relationships, and responsible, environmentally conscious business practices.

Our guiding values of Integrity, Innovation, Reliability, Collaboration, and Value Creation will continue to shape our decisions and the way we conduct business.

We recognize that the road ahead will not be without challenges. However, I believe that by remaining focused on our core strengths, embracing necessary changes, and maintaining financial discipline, we can position KDS Accessories for sustainable growth over the longer term.

**Appreciation**

I would like to express my appreciation to our employees, management team, customers, and business partners for their dedication, commitment, and continued support throughout the year.

I also extend my gratitude to the Bangladesh Securities and Exchange Commission, Dhaka Stock Exchange, Chittagong Stock Exchange, Central Depository Bangladesh Limited, Registrar of Joint Stock Companies, our bankers, the National Board of Revenue, and other relevant government authorities for their continued cooperation.

Finally, to our shareholders, thank you once again for your confidence in KDS Accessories Ltd.

Our responsibility is not simply to navigate today's challenges, but to build a stronger, more competitive, and more sustainable business for the future. That remains our commitment to you.

**Sincerely**



**Salim Rahman**
Managing Director



# COMMENTS BY **CEO**

**Respected Shareholders**

I report to you with measured satisfaction on a year in which KDS Accessories Ltd held its course through a genuinely difficult operating environment. Input costs, interest rates, and lead-time pressures remained elevated through the year ended 30 June 2026 — yet disciplined execution kept our operations stable and our commitments to buyers intact.

**The Execution Behind the Numbers**

Holding our bottom line steady in a year of softer revenue did not happen by chance — it came from close, almost weekly coordination with our clients, continued discipline in production efficiency and cost control, and a refusal to let a difficult year loosen the standards that have kept our dividend track record unbroken for four successive years now.

**Operational Discipline, People, and Sustainability**

Improved utilisation of raw materials, preventive maintenance, and targeted inventory management kept our operations stable through the year, while liquidity was preserved and borrowings held within sustainable limits. This rests, as ever, on the dedication of our workforce and our ongoing investment in technical training, process-monitoring tools, and workplace safety.

> **"INTEGRITY, INNOVATION, RELIABILITY, COLLABORATION, AND VALUE CREATION ARE NOT WORDS FOR THIS REPORT THEY ARE HOW WE RUN THE FLOOR, EVERY DAY."**

In line with this year's theme, "Connecting Every Detail. Powering Apparel Through Integrated Solutions," we deepened the integration of our operations connecting sourcing, production, and delivery so our buyers experience one dependable partner rather than separate steps.

Our solar power plants and rainwater harvesting systems continued to reduce our reliance on grid power this year, a quiet but steady contribution to both our cost base and our footprint.

**Outlook and Priorities for FY2026-27**

Transparency and ethical practice remain central to how we operate with our banks, suppliers, and regulators. Management remains cautiously optimistic for the year ahead, with our priorities centred on:

Deepening customer relationships through quality and service excellence.

Increasing automation and data-driven efficiency across production.

Extending integrated, connected solutions across sourcing, production, and delivery.

These actions will ensure that we continue Connecting Every Detail with innovation, discipline, and confidence.

**Acknowledgement**

I extend my heartfelt thanks to our Board of Directors for their guidance, to our management and employees for their dedication, and to our valued customers, banks, and suppliers for their continued trust. Together, we are building a stronger, more resilient Company.

With Best Regards,



**Debasis Daspal**
Chief Executive Officer

# STAFF CONTRIBUTION
## Health, Safety & Welfare

KDS Accessories Ltd. prioritizes the health, safety and well-being of all employees. We believe that a healthy workforce is the foundation of a productive and resilient company. To support this, we have implemented various health and safety policies and welfare programs aimed at fostering a safe and supportive working environment.

### HEALTH AND SAFETY STANDARDS

**Our facilities follow stringent health and safety standards, including regular safety drills, emergency response training, and hazard identification procedures. We ensure that all employees receive the necessary training to operate safely in their roles.**

### WELFARE PROGRAMS

**We offer employee welfare programs that include medical support, health insurance options, and access to wellness resource. These initiative help promote both physical and mental well-being among our staff.**

### FARE WAGE POLICY

**In alignment with government regulations, we have implemented fair wage policies, including recent adjustments to minimum wage levels to support our employees financial security.**

### WORK PLACE ERGONOMICS

**To reduce physical strain, our facilities are designed with ergonomics in mind, providing safe and comfortable workstations, especially for our production team.**

These initiatives reflect our commitment to maintaining a safe and supportive workplace, ensuring that our team remains healthy, motivated, and engaged.



# VALUE ADDED STATEMENT

KDS Accessories Ltd. is proud to report on the value generated for and distributed among its key stakeholders in the fiscal year 2025-2026. Through careful management of resources and strategic initiatives, the company has created lasting value, supporting not only its shareholders but also the broader community and the national economy.

## DISTRIBUTION OF VALUE ADDED

### GOVERNMENT CONTRIBUTIONS

This year, KDS Accessories Ltd. contributed significantly through tax payments and regulatory compliance costs, directly supporting national infrastructure and public service development.

### EMPLOYEE BENEFITS

Our workforce is our core strength. In addition to competitive salaries, we have invested in employee training, health, and safety initiatives, providing a supportive work environment that prioritizes their well-being and professional development.

### DIVIDEND PAYMENTS TO SHAREHOLDERS

The company's commitment to returning value to shareholders is reflected in our dividend declaration, with a total payout of 10%. Cash dividend. This dividend approach balances rewarding investors while maintaining capital for sustainable growth.

### REINVESTED EARNINGS

A significant portion of profits has been reinvested in strategic growth areas, including our solar energy project, sustainable product innovation, and operational enhancements, to reinforce our financial stability and readiness for future challenges.

### ECONOMIC IMPACT

KDS Accessories Ltd. plays an active role in contributing to Bangladesh's economy. As a leading supplier to the RMG sector, our operations generate employment, stimulate local markets, and enhance Bangladesh's reputation as a reliable sourcing hub for garment accessories. By investing in local suppliers and community development, we aim to foster an ecosystem that benefits all stakeholders

# VALUE ADDED STATEMENT

| | 2025 - 2026 Amount in Tk. | % | 2024 - 2025 Amount in Tk. | % |
|---|---|---|---|---|
| **Value Added:** | | | | |
| Revenue & Other Income | 2,939,009,585 | | 2,984,480,421 | |
| Less: Paid to suppliers for materials & other services | 2,135,050,348 | | 2,184,691,539 | |
| | **803,959,237** | | **799,788,882** | |
| **Distribution as follows:** | | | | |
| Employees Benefits Wages, Salaries, Bonus & others) | 424,986,462 | 53% | 394,590,959 | 49% |
| Finance Provider | 81,422,402 | 10% | 110,794,652 | 14% |
| Duty, Taxes & Other related expenses | 44,473,400 | 6% | 39,196,537 | 5% |
| | **550,882,264** | **69%** | **544,582,148** | **68%** |
| **Retained for Re-Investment & Future Growth** | | | | |
| Depreciation | 88,604,848 | 11% | 91,460,248 | 11% |
| Retained Profit | 164,472,125 | 20% | 163,746,486 | 21% |
| | **253,076,973** | **31%** | **255,206,734** | **32%** |
| | **803,959,237** | **100%** | **799,788,882** | **100%** |

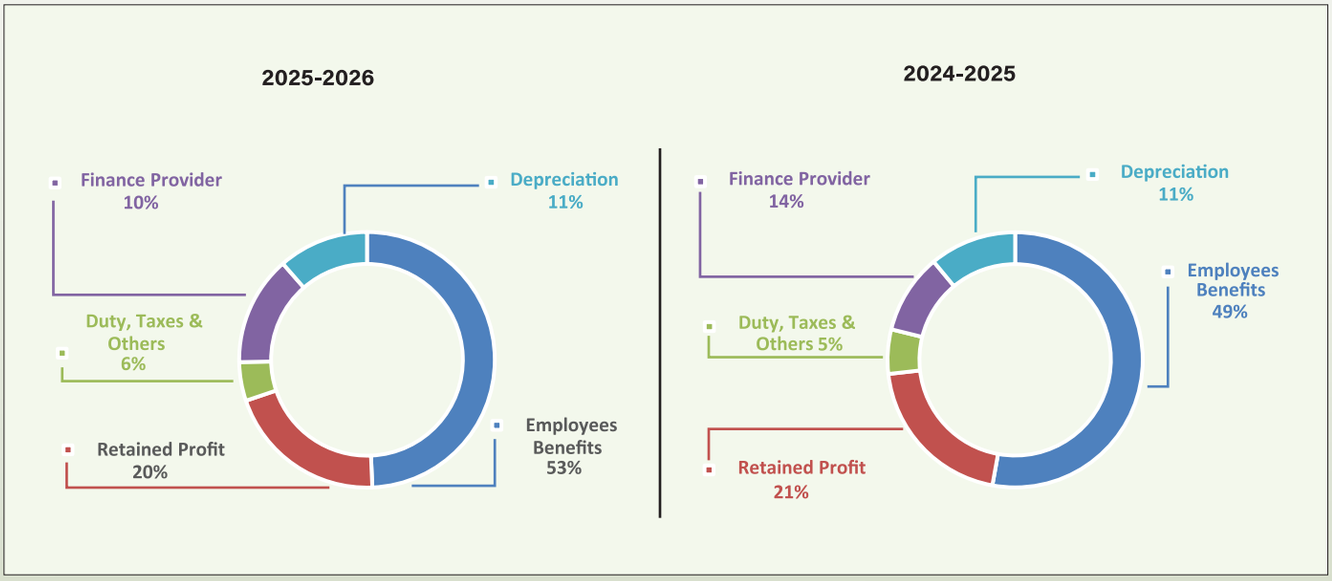

# PERFORMANCE HIGHLIGHTS
## Financial Performance 2025-26

**REVENUE**
**-2.81%**
Million (BDT)

**GROSS PROFIT (GP)**
**-7.68%**
Million (BDT)

**NET PROFIT (NP) AFTER TAX**
**0.44%**
Million (BDT)

**EARNINGS PER SHARE (EPS)**
**0.46%**

**NET OPERATING CASH FLOW PER SHARE (NOCFPS)**
**-215%**

**NET ASSET VALUE (NAV) PER SHARE**
**4.33%**

## 5 Years Financial Highlights

| | | |
|---|---|---|
| **Revenue** | **2025-2026** | 2,806.97.BDT.mn |
| | **2024-2025** | 2,888.16.BDT.mn |
| | **2023-2024** | 2,530.68.BDT.mn |
| | **2022-2023** | 2,794.57.BDT.mn |
| | **2021-2022** | 3,199.68.BDT.mn |

| | | |
|---|---|---|
| **Gross Profit (GP)** | **2025-2026** | 458.31.BDT.mn |
| | **2024-2025** | 496.45.BDT.mn |
| | **2023-2024** | 458.23.BDT.mn |
| | **2022-2023** | 555.02.BDT.mn |
| | **2021-2022** | 496.70.BDT.mn |

| | | |
|---|---|---|
| **Net Profit (NP) After Tax** | **2025-2026** | 164.47.BDT.mn |
| | **2024-2025** | 163.75.BDT.mn |
| | **2023-2024** | 153.76.BDT.mn |
| | **2022-2023** | 153.25.BDT.mn |
| | **2021-2022** | 165.73.BDT.mn |

| | | |
|---|---|---|
| **Earnings Per Share (EPS)** | **2025-2026** | 2.20.BDT |
| | **2024-2025** | 2.19.BDT |
| | **2023-2024** | 2.16.BDT |
| | **2022-2023** | 2.15.BDT |
| | **2021-2022** | 2.33.BDT |

| | | |
|---|---|---|
| **Net Operating Cash Flow Per Share (NOCFPS)** | **2025-2026** | -2.52.BDT |
| | **2024-2025** | 2.19.BDT |
| | **2023-2024** | 11.38.BDT |
| | **2022-2023** | -8.97.BDT |
| | **2021-2022** | 8.97.BDT |

| | | |
|---|---|---|
| **Net Assets Value (NAV) Per Share** | **2025-2026** | 28.91.BDT |
| | **2024-2025** | 27.71.BDT |
| | **2023-2024** | 27.29.BDT |
| | **2022-2023** | 26.13.BDT |
| | **2021-2022** | 25.58.BDT |

# SUSTAINABILITY REPORT

## Responsible Growth, Lower Environmental Impact

At KDS Accessories Limited, sustainability is integral to responsible manufacturing, operational resilience and long-term value creation. Our approach is aligned with the wider KDS Group environmental management framework, while the performance indicators below focus on the Accessories Division data disclosed in the Group Sustainability Report 2025.

## Environmental Management and Sustainability Commitment

KDS Accessories Limited recognizes that efficient use of resources and prevention of pollution are essential to sustainable manufacturing. The Company's environmental approach is guided by the KDS Group's structured Environmental Management System (EMS), which is based on the Plan–Do–Check–Act (PDCA) cycle, ISO 14001:2015 principles and applicable customer requirements.

Environmental performance is monitored through key indicators relating to energy, greenhouse gas (GHG) emissions, water, wastewater and waste. The Group's regular KPI reviews, internal monitoring and external assessment platforms—including CDP, EcoVadis and Worldly FEM—support performance evaluation and continuous improvement. The Group reported an average verified score of 61 across its Garments, Textile and Accessories divisions in 2025.

## Energy Efficiency and Responsible Energy Use

Energy is a key operational resource for the Accessories Division. In 2025, the Division recorded total energy consumption of 161.09 terajoules (TJ). The Division's energy intensity improved from 7.19 MJ/kg in 2023 to 6.66 MJ/kg in 2025, representing a 7.37% reduction. This improvement indicates

Across the Group, energy-efficiency measures include more efficient energy use relative to production output.LED lighting, energy-efficient motors, inverter technology, improved utility systems, condensate recovery, daylight utilization and solar energy. These initiatives provide a framework for continued efficiency improvements at Accessories operations. The Group is also working to expand renewable energy use and strengthen energy monitoring.

## Climate Action and Greenhouse Gas Emissions

KDS Accessories Division monitors GHG emissions in relation to production output. In 2025, its total emission intensity was 0.44 kg $CO_2e$ per kg of production, compared with 0.43 kg $CO_2e$/kg in 2024. Scope 1 emission intensity remained at 0.34 kg $CO_2e$/kg, while Scope 2 intensity increased slightly from 0.09 to 0.10 kg $CO_2e$/kg. This highlights the importance of continued attention to electricity consumption and operational efficiency.

The Division also monitors fuel-related emissions from mobile sources. Reported mobile emissions increased from 285.58 kg $CO_2e$ in 2024 to 291.81 kg $CO_2e$ in 2025. The Company will continue to review fuel use, vehicle utilization and operational requirements to identify opportunities for improved fuel efficiency.

At Group level, climate action is guided by science-based targets validated by the Science Based Targets initiative (SBTi), including a target to reduce absolute Scope 1 and Scope 2 emissions by 42% by 2030 against a 2024 baseline, and a long-term ambition to achieve net-zero emissions across the value chain by 2050. These are KDS Group targets and are not presented as separately validated Company-level targets.

| Accessories Division Energy Indicators | 2025 / Comparison |
|---|---|
| Total energy consumption | 161.09 TJ (2025) |
| Energy intensity | 6.66 MJ/kg (2025) |
| Energy intensity comparison | 7.19 MJ/kg (2023) |
| Change in energy intensity | 7.37% reduction (2023–2025) |

| GHG Emission Intensity Accessories Division | 2024 | 2025 |
|---|---|---|
| Scope 1 | — | 0.34 kg $CO_2e$/kg |
| Scope 2 | 0.09 kg $CO_2e$/kg | 0.10 kg $CO_2e$/kg |
| Total | 0.43 kg $CO_2e$/kg | 0.44 kg $CO_2e$/kg |

## Water Stewardship and Wastewater Management

Responsible water use is an important part of the Group's environmental management framework. In 2025, the Accessories Division accounted for 522.304 megalitres (ML), or approximately 20.6%, of the KDS Group's total reported water withdrawal of 2,535.897 ML. This division-level figure provides a basis for monitoring water use and identifying opportunities for improved resource efficiency.

The Group's water-management approach includes monitoring water withdrawal, promoting water conservation, rainwater harvesting, recovery and reuse where feasible, and improving process efficiency. Group-level wastewater controls include treatment through dedicated Effluent Treatment Plants (ETPs), periodic effluent quality assessments and biannual ZDHC wastewater testing. These Group-wide arrangements support responsible wastewater management across relevant operations; separate Accessories-only wastewater volumes and treatment results were not disclosed in the source data.

## Waste Management and Resource Recovery

KDS Accessories Limited supports the KDS Group's waste-management approach based on the principles of Reduce, Reuse and Recycle (3R). The approach emphasizes waste prevention at source, segregation, efficient material utilization and responsible transfer of waste to authorized third-party vendors for further handling, reuse or recycling, as applicable.

| Water Indicator | Accessories Division |
|---|---|
| Water withdrawal (2025) | 522.304 ML |
| Share of KDS Group total | Approximately 20.6% |

In 2025, the Accessories Division recorded waste-generation intensity of 0.14 kg per kg of production. The Group's wider waste-management practices include source segregation, employee awareness, lean manufacturing, process improvements and monitoring of waste generation and recovery. At Group level, 994.39 metric tonnes of waste were reported as reused or recovered in 2025, including fabric, poly and energy recovery. This is a Group-wide result and is not attributed solely to KDS Accessories Limited.

| Water Indicator | Accessories Division |
|---|---|
| Waste-generation intensity (2025) | 0.14 kg/kg of production |

## Priorities for Continuous Improvement

Building on the Group's environmental framework and the Accessories Division's reported performance, KDS Accessories Limited will continue to focus on the following priorities:

- Strengthening energy monitoring and improving energy efficiency per unit of production.
- Exploring opportunities to increase renewable energy use and optimize electricity consumption
- Monitoring Scope 1 and Scope 2 emissions and reviewing fuel consumption and vehicle utilization.
- Improving water-use monitoring, conservation and opportunities for recovery or reuse where feasible.
- Applying the 3R principles, strengthening waste segregation and increasing material recovery through authorized partners.
- Enhancing environmental data collection and periodic performance reviews to support transparent reporting and continual improvement.

### Our Commitment

KDS Accessories Limited remains committed to responsible manufacturing and the continual improvement of its environmental performance. By integrating resource efficiency, emissions monitoring, water stewardship and responsible waste management into its operations, the Company seeks to contribute to the broader sustainability objectives of KDS Group while supporting customers, employees, communities and other stakeholders

# RELIABILITY

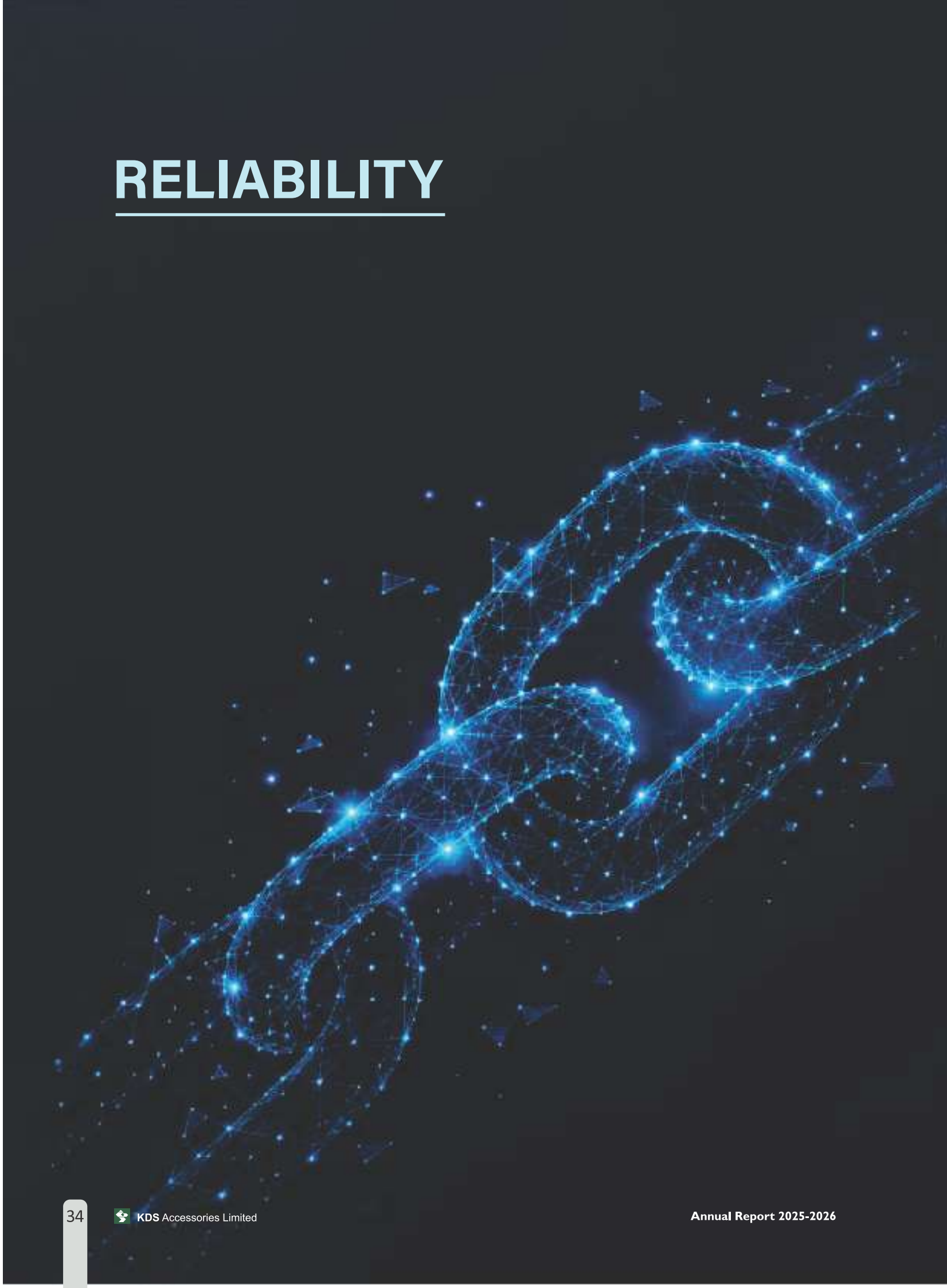

# CORPORATE GOVERNANCE

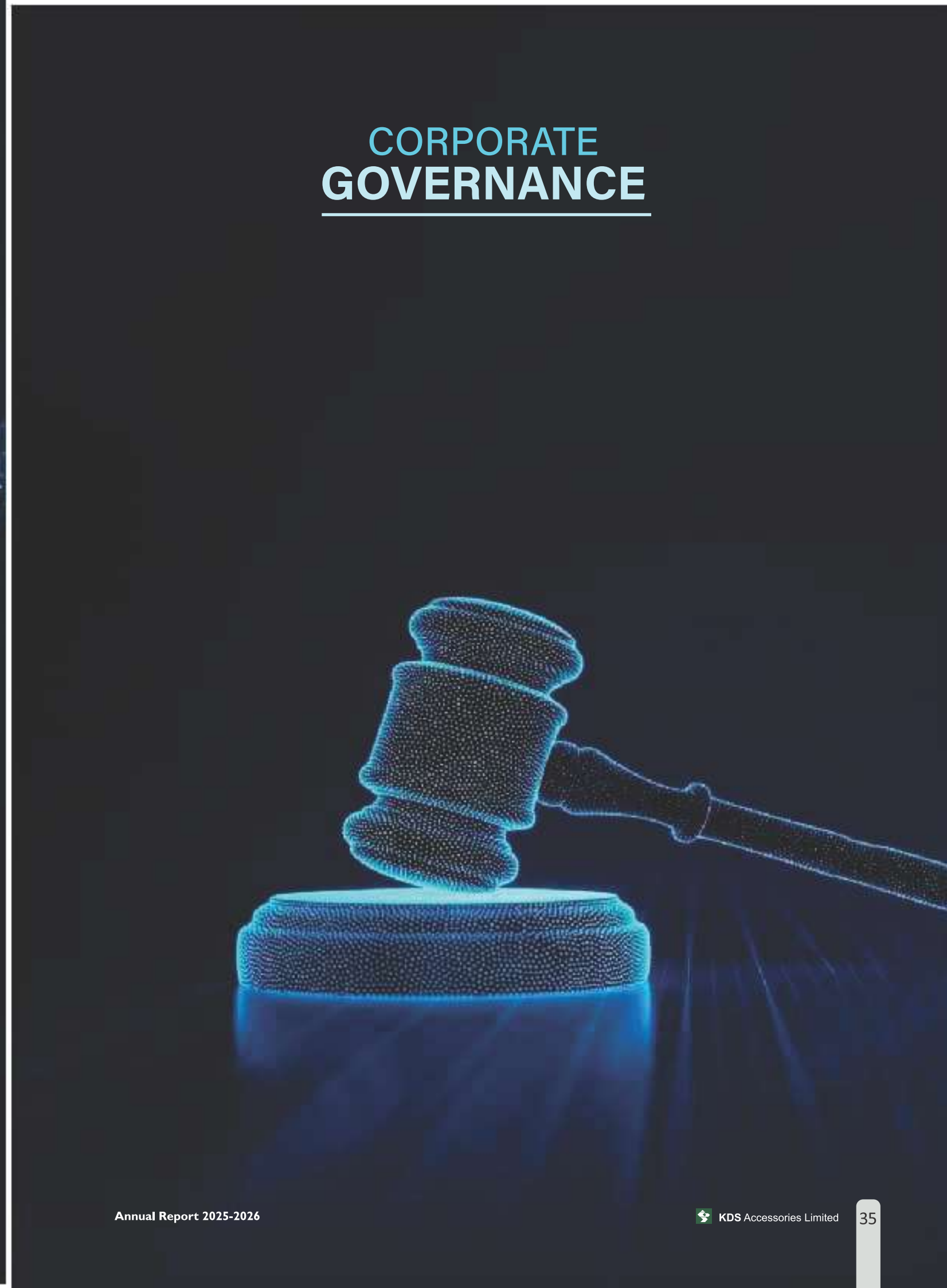

# DIRECTOR'S REPORT

**Bismillahir Rahmanir Rahim**

## Honourable Shareholders,

On behalf of the Board of Directors, it is our pleasure to present the Directors' Report of KDS Accessories Limited, together with the Audited Financial Statements, for the financial year ended 30 June 2026.

This year marks a remarkable milestone in the Company's journey as we celebrate 35 years of operations and contribution to Bangladesh's Ready-Made Garment (RMG) industry. Since its inception in 1991, KDS Accessories Limited has evolved from its humble beginnings into a diversified manufacturer and trusted supplier of garment accessories, supporting internationally recognized brands through quality products, dependable service and continuous improvement.

This year's Annual Report theme, "Connecting Every Detail. Powering Apparel Through Integrated Solutions," reflects the Board's view that every part of the business people, processes, products, customers, suppliers, and stakeholders is interconnected, and that each connection contributes to quality, efficiency, and sustainable value. The sections that follow set out how that connected approach was applied during the year under review.

## Our Business and Market Position

KDS Accessories Limited is one of the established manufacturers in Bangladesh's garment accessories sector, offering a diversified range of products, including corrugated cartons, buttons, soft-line printing products (labels, elastics and offset printing), hangers and gum tape.

Serving internationally recognized buyers and brands, the Company has developed a reputation for quality, reliability and compliance with international standards. Our diversified product portfolio and integrated manufacturing capabilities enable us to support customers across different stages of their supply chains.

The Board considers that the Company's strength lies not only in manufacturing individual products but in connecting every element of its operations to meet customer requirement through product quality, timely delivery, operational flexibility, and customer confidence. This remains central to the Company's business strategy.

## Business Environment and Industry Overview

During FY 2025-2026, the global business environment remained challenging due to geopolitical uncertainties, changing international trade conditions, fluctuations in commodity prices and continuing pressure on global supply chains. These developments influenced consumer demand, sourcing decisions and pricing strategies across the international apparel industry.

Bangladesh's RMG sector, the country's principal export-oriented industry, also experienced a challenging year. According to export statistics published by BGMEA based on EPB data, RMG export earnings reached approximately USD 38.70 billion during FY 2025-2026, representing a decline of 1.64% compared with the previous financial year.

The domestic manufacturing sector continued to face elevated raw-material prices, energy costs, wage adjustments, foreign exchange volatility, and higher financing expenses, compounded by inflationary pressure. As a backward-linkage manufacturer serving the RMG industry, the Company's performance remained closely connected to the production activities, sourcing decisions, and export performance of its customers. Against this backdrop, maintaining cost competitiveness, production efficiency, quality standards, and reliable delivery remained the Board's key priorities throughout the year.

## Performance Overview For FY-2025-2026

### Revenue and Gross Profit:

During FY 2025-2026, the Company generated revenue of Tk. 2,806.97 million, compared with Tk. 2,888.16 million in the preceding year, representing a decrease of 2.81%. Gross profit also declined to Tk. 458.31 million from Tk. 496.45 million, while the gross profit margin stood at 16.33% against 17.19% in the previous year. The decline was mainly attributable to prevailing market uncertainties, raw-material price pressure and increased manufacturing costs. Management continued to focus on procurement efficiency, production optimisation and cost control to mitigate these challenges

## Profitability and Earnings Per Share

Despite the decline in revenue and gross profit, the Company achieved profit before WPPF and tax of Tk. 208.95 million, compared with Tk. 202.94 million in the previous year. Profit after WPPF and tax increased to Tk. 164.47 million from Tk. 163.75 million, resulting in EPS of Tk. 2.20 compared with Tk. 2.19. This performance reflects the Company's resilience and continued focus on operational efficiency and prudent financial management.

## Shareholders' Equity and Net Asset Value

Shareholders' equity increased to Tk. 2,160.59 million as at 30 June 2026, compared with Tk. 2,070.86 million in the previous year. Accordingly, NAV per share improved to Tk. 28.91 from Tk. 27.71, reflecting the continued strengthening of the Company's equity base and financial position.

## Cash Flow and Working Capital Management

NOCFPS stood at Tk. (2.52) during FY 2025-2026, compared with Tk. 2.19 in the previous year. The negative cash flow primarily resulted from the timing difference between collections from customers and payments to suppliers, together with working capital requirements. Management will continue to strengthen collection efficiency, inventory management and working capital utilisation to improve operating cash flow.

### Financial Position and Capital Investment

The Company's current liabilities decreased to Tk. 1,962.51 million from Tk. 2,384.65 million, while non-current liabilities declined to Tk. 191.89 million from Tk. 202.56 million. During the year, the Company invested Tk. 27.41 million in fixed assets and capital work-in-progress, compared with Tk. 13.73 million in the preceding year, supporting the maintenance and improvement of its manufacturing infrastructure.

### Operational Excellence and Business Development

During the year, the Company continued to connect production processes, procurement, quality assurance, and customer requirements to enhance operational efficiency and service reliability. Management emphasized effective resource utilization, production planning, equipment maintenance, and wastage reduction amid rising input costs and competitive market conditions.

The Company's diversified product portfolio and established customer relationships remained key strengths in maintaining business continuity and reinforcing its position in the RMG supply chain. The Board also notes the continued contribution of the Company's solar power plants and rainwater harvesting systems in reducing reliance on grid power, supporting both cost efficiency and the Company's environmental footprint.

### Outlook

Looking to FY 2026-27, the Board expects the operating environment to remain competitive. The Company's priorities for the coming year are to deepen its customer relationships and broaden its customer base; improve production efficiency and capacity utilization through continued production planning, preventive maintenance, and sharpen cost competitiveness building on the discipline that held net profit steady; maintain financial discipline and effective working capital management, consistent with the Company's dividend track record; extend its investment in solar power and other sustainable manufacturing practices, alongside further automation and data-driven process improvement; and continue its investment in employee development and workplace safety.

Through these interconnected efforts, the Board aims to reinforce the Company's operational capabilities, maintain customer confidence, and achieve sustainable long-term growth.

## Segment & Product's Performance

**Operational Performance:**

| Particulars | Unit | 01 July 2025 to 30 June 2026 | | | 01 July 2024 to 30 June 2025 | | |
|---|---|---|---|---|---|---|---|
| | | Production Capacity (Pcs/GG) | Actual Production (Pcs/GG) | Capacity Utilization in (%) | Production Capacity (Pcs/GG) | Actual Production (Pcs/GG) | Capacity Utilization in (%) |
| Carton | Pcs | 31,750,000 | 23,963,640 | 75.48% | 31,750,000 | 24,323,902 | 76.61% |
| Label (PFL,NFL & WL) | Pcs Yard | 211,340,208 | 66,524,244 | 31.48% | 211,340,208 | 79,496,228 | 37.62% |
| Offset Printing | Pcs | 150,009,600 | 12,674,310 | 8.45% | 150,009,600 | 33,449,163 | 22.30% |
| Heat Transfer | Pcs | 24,960,000 | 3,672,298 | 14.71% | 24,960,000 | 2,352,936 | 9.43% |
| Button | GG | 360,000 | 184,818 | 51.34% | 360,000 | 222,759 | 61.88% |
| Gum Tape | Pcs | 4,290,000 | 658,655 | 15.35% | 4,290,000 | 707,587 | 16.49% |
| Hanger | Pcs | 45,000,000 | 1,076,971 | 2.39% | 45,000,000 | - | 0.00% |

**For calculation of capacity utilization, weighted average of actual production capacity of each products has been considered**

**Product Wise Revenue:**

| Product name | Contribution to Total Revenue | | | |
|---|---|---|---|---|
| | Year 2025-2026 | | Year 2024-2025 | |
| | In taka | In % | In taka | In % |
| Carton | 2,367,673,692 | 84.35% | 2,369,700,007 | 82.05% |
| Label (PFL,NFL & WL) | 170,207,269 | 6.06% | 216,090,920 | 7.48% |
| Offset Printing | 39,922,634 | 1.42% | 65,502,992 | 2.27% |
| Heat Transfer | 13,328,978 | 0.47% | 10,671,292 | 0.37% |
| Button | 161,622,271 | 5.76% | 173,719,327 | 6.01% |
| Gum Tape | 49,076,478 | 1.75% | 52,473,631 | 1.82% |
| Hanger | 5,139,736 | 0.18% | - | 0.00% |
| **Total** | **2,806,971,058** | **100.00%** | **2,888,158,169** | **100.00%** |

## Risk and Concerns

Board of Directors reviews the risk management practices and actions deployed by the Management with respect to identification, impact assessment, monitoring, mitigation and reporting of key risks while trying to achieve its business objectives. A detailed report on Risk & Concerns are given in Annexure-J, P-124.

Analysis cost of goods sold, gross profit margin and net profit margin (Refer to Annexure-D, Page No: 62).

## Financial Performance and Business Review

Despite the challenging operating environment, the Company demonstrated resilience in its financial performance during FY 2025-2026. Although revenue and gross profit experienced moderate declines, the Company maintained its overall profitability and achieved a slight improvement in earnings per share.

### Last 5 year's key Operating and Financial Performance:

Amount in Taka

| Particulars | 2025-2026 | 2024-2025 | 2023-2024 | 2022-2023 | 2021-2022 |
|---|---|---|---|---|---|
| Revenue | 2,806,971,058 | 2,888,158,169 | 2,530,678,096 | 2,794,569,748 | 3,199,681,329 |
| Gross Profit | 458,307,076 | 496,448,581 | 458,228,137 | 555,024,234 | 496,703,842 |
| Profit before WPPF & Tax | 208,945,525 | 202,943,023 | 199,486,867 | 207,613,436 | 198,510,645 |
| Profit after WPPF & Tax | 164,472,125 | 163,746,486 | 153,759,686 | 153,252,545 | 165,725,402 |
| Earnings Per Share (EPS) | 2.20 | 2.19 | 2.16 | 2.15 | 2.33 |
| Shareholders' Equity | 2,160,586,086 | 2,070,855,441 | 1,942,700,136 | 1,860,122,810 | 1,820,762,043 |
| Current Liabilities | 1,962,509,561 | 2,384,647,229 | 1,871,754,366 | 2,275,553,891 | 2,582,244,823 |
| Non-Current Liabilities | 191,887,339 | 202,558,184 | 218,181,830 | 243,582,292 | 244,789,178 |
| Addition to Fixed Assets & CWIP | 27,414,069 | 13,727,979 | 12,282,772 | 15,371,140 | 87,113,736 |
| NAV Per Share | 28.91 | 27.71 | 27.29 | 26.13 | 25.58 |
| Net Operating Cash Flow Per Share (NOCFPS) | (2.52) | 2.19 | 11.38 | (8.97) | 8.97 |

### Extra-ordinary gain / (loss)

There is no extraordinary gain or loss occurred during the reporting period.

### Related party transactions

There have been no materially significant related party transactions between the Company and the Directors, the management, the subsidiaries or the relatives except for those disclosed in the financial statements in Note 40 and in Annexure-G, Page: 66 in accordance with relevant International Accounting Standards (IAS).

### Utilization of proceeds raised through public issues, rights issues and/or any other instruments

Initial Public offering (IPO) of KDS Accessories Limited was made in 2015 and the fund raised thereby has already been utilized as reported to the regulators. No other issues of any instrument including right share was made during the year.

### Explanation if the financial results deteriorate after the company goes for Initial Public Offering (IPO), Repeat Public Offering (RPO), Rights Share Offer, Direct Listing

KDS Accessories Limited went for IPO in 2015 and after that the company didn't raise any fund by any sort of offerings up to 2020-21. Moreover, the financial results have improved during the year under review. Therefore, no explanation is required in this connection.

### Significant variance between Quarterly and Annual Financial Statements

There was no significant difference between quarterly performance and overall period ended performance of the Company.

### Remuneration to directors including independent directors

Directors of KDSAL don't enjoy any facilities in the name of remuneration, bonus or any other form except the Managing Director for his direct participation to Company's day to day operations. Managing Director enjoys remuneration and festival bonus for his contribution to the Company which are as under:

| Name of Directors | Designation | Amount |
|---|---|---|
| Mr. Khalilur Rahman | Chairman | |
| Mr. Salim Rahman | Managing Director | 6,100,000 |
| Ms. Tahsina Rahman | Director | |
| KDS Garments Ind. Limited. Represented by Mr. Asif Md Tanvir Hossain FCA | Director | |
| Professor Sarwar Jahan | Independent Director | |

## Internal Control System

The Company has an internal control system, commensurate with the size, scale and complexity of its operations. The scope and authority of the Internal Audit function is defined in the Internal Audit Charter. To maintain its objectivity and independence, the Internal Audit function reports to the Chairman of the Board.

The Internal Audit Department monitors and evaluates the efficacy and adequacy of internal control systems in the Company, its compliance with operating systems, accounting procedures and policies at all locations of the Company. Based on the report of internal audit function, process owners undertake corrective action in their respective areas and thereby strengthen the controls. Significant audit observations and corrective actions thereon are presented to the Board.

## Minority Shareholders' Protection

The Board is and shall be committed to respect the rights of the minority shareholders to voting, right to information, dividends and appraisal of any alteration in Memorandum and Articles.

## Going Concern

The Directors consider that the Company has adequate resources to remain in operation for the foreseeable future and has therefore continued to adopt the going concern basis in preparing the financial statements.

## Significant deviation in operating results compared to previous period

There is no such deviation in operating results compared to the previous period.

## Dividend Declaration

In recognition of our commitment to value creation, the Board of Directors is pleased to declare 10% cash dividend for the fiscal year 2025-2026. This dividend reflects our performance and dedication to rewarding our valued shareholders.

## Board of Directors'

### i) Structure and size of the Board:

On 30 June 2026, there were 5 members on the Board of the Company. The Board comprises Chairman, Managing Director, Two Directors and One Independent Director.

### ii) Status of Companies in which Directors also hold Directorship.

An Annexure is attached to this report on the status of Companies in which Directors are also hold Directorship. Annexure-I, Page: 68.

### iii) Director's Retirement and Re-election.

In accordance with the Articles of Association of the Company, one third of the total number of Directors is to retire by rotation in every year. In the forthcoming Annual General Meeting the following two Directors will retire and being eligible, offer themselves for re-appointment:

a) Mr. Khalilur Rahman
b) KDS Garments Ind Ltd. Represented by Mr. Asif Md Tanvir Hossain FCA

### iv) Board Meeting and Attendance:

During the reporting period the Board met 5 times. The attendance record of the Directors is as follows:

| Name of Directors | Designation | Nos of Meeting | Attendance |
|---|---|---|---|
| Mr. Khalilur Rahman | Chairman | 5 | 5 |
| Mr. Salim Rahman | Managing Director | 5 | 5 |
| Ms. Tahsina Rahman | Director | 5 | 5 |
| KDS Garments Ind. Limited. Represented by Mr. Kamrul Hasan Siddiqui FCA, ACMA (UK), CGMA | Director | 5 | 4 |
| Professor Sarwar Jahan | Independent Director | 5 | 5 |

## Appointment of Independent director

As per provision of Corporate Governance Guidelines notification no: **SEC/CMRRCD/2006-158/207/ADMIN/80** Dated 3rd June 2018 by Bangladesh Securities & Exchange Commission (BSEC) Professor Sarwar Jahan was appointed as Independent Director of the Company for a period of 3 (Three) years in 35th Annual General Meeting (AGM). Short-bio data of the said director is enclosed herewith in the section of Director's Profile. Page: 17.

## Shareholding Pattern

(Refer to Annexure-H, Page No:66)

## Directors' involvement in other business

(Refer to Annexure-I, Page No:68)

## Management discussion and analysis

The Board of Directors converse on the increase /decrease of revenue, cost of goods sold, gross and net profit margin. The Board also takes instant actions on the inquiry as required. A detailed report on discussion in the regard is comprised in Annexure-D, Page: 62.

## Certification by the CEO & the CFO

Declaration of certificate by the CEO & the CFO to the Board as required under condition no. 3(3) of Corporate Governance Code is included in **Annexure-A, Page: 51**

## Credit Rating

Credit Rating Information and Services PLC (CRISL) assigned rating for your company as below:

| Long Term | AA- | Short Term | ST-2 |
|---|---|---|---|

Above rating have been assigned on the basis of good fundamental such as good profitability, sound infrastructural arrangement with state-of-the art, pioneer and market leader in Garment Accessories industry, experienced management. Entities rated in this category are adjudged to be of high quality, offer higher safety and have credit quality. Your Company in the evaluation of Credit Rating Company was also placed with "Stable".

## Subsequent Events

There is no subsequent event after the date of balance sheet and till the date of this report which could affect the ability of the users of these financial statements to make an appropriate evaluation.

## Nomination and Remuneration Committee (NRC):

KDS Accessories Limited has formed a Nomination and Remuneration Committee (NRC) on 3rd December, 2018 as a sub-committee of the Board of Directors. This committee will assist the Board of Directors in formulation of the nomination criteria or policy to determine qualifications, experiences, remuneration and independence of directors and top level of executives.

The NRC has three members including one Independent Director. A detailed roles and activities of the NRC has been provided in "The Report of The Nomination and Remuneration Committee (NRC)". **Page: 46**.

## Contribution to National Exchequer

Being a responsible business entity, KDSAL is paying and facilitating collection of Government's revenue. In the reporting period, we have paid collected and deposited a significant amount of tax, VAT and duties. During the period, KDSAL contributed to Tk. 125,635,924 to the Government Exchequer along with utility bill which is presented below:

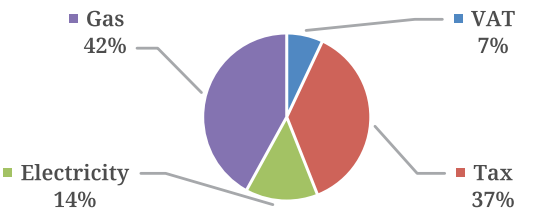


## Audit Committee

The Board has constituted the Audit Committee as follows:

| Name of Directors | Nos of Meeting |
|---|---|
| Professor Sarwar Jahan | Chairman & Independent Director |
| Ms. Tahsina Rahman | Member |
| KDS Garments Inds. Ltd. Represented by Mr. Asif Md Tanvir Hossain FCA | Member |
| Mr. Mohammad Ilias | Member Secretary |

During the reporting period under review, the Committee held four meetings. A detailed of the roles and activities of the audit Committee has been provided in “The Report of the Audit Committee”. **Page:44.**

## Corporate Social Responsibility (CSR)

Over the years, your company's commitment to Corporate Social Responsibility (CSR) activities is part and parcel of the Company's business model. Your Company has been contributing to the welfare of the community, research and development and protection of environment. Few initiatives of CSR of your company are mentioned below:

- Contributing donation to the Educational Institutes.
- Launching Tree Plantation program in patronizing a green environment.
- Contribute for safe drinking water supply.

## Awards & Recognition

**Since starting your Company received the following awards and recognitions:**

- ISO 14001:2015 Certified.
- ISO 9001:2015 Certified.
- BS OHSAS 18001:2007 Certified.
- FSC Chain of Custody Certification Standard & FSC CoC Certification of Multiple Sites Standard
- OEKO-TEX Standard 100 Certified for Woven Labels.
- OEKO-TEX Standard 100 Certified for Elastic Labels.
- OEKO-TEX Standard 100 Certified for Buttons.
- Achievement Award of Trim Qualification Program by Intertek.
- CAP Closure Verification Visit Results by Alliance.

## Information Technology

We, at KDS Accessories always strive for the innovation in business by adopting something different, smarter or better for bringing positive impact in terms of value, quality or productivity.

We believe that now accurate business planning, effective marketing, global sales, systematic management, real time monitoring, instant customer support and long-term business growth cannot be achieved at the optimum level without IT and we plan ahead of others to enable our operations process through IT.

Some of our IT enabled applications and systems are Accounting Management System (AMS), HRIS, Sales & Distribution Management System (SDMS), Production Management System (PMS), Inventory Management System (IMS), Inventory & Procurement Managing System (IPMS), Fixed Asset Management System (FAMS) and Fund Management System (FMS). Through these applications management can view various reports for its review and decision from any location..



## Website

Company maintains a website namely **www.kdsaccessories.com** which is linked with the websites of the stock exchanges and it is functional from the date of listing and all disclosures and financials are available in the website of the company.

## Human Resources

Human Resources are a fundamental asset across the entire business model.

The development of the company builds its competitive advantage on the skills and commitment of its employees, promoting and rewarding pro-activity, goal orientation and teamwork.

The HR Department of your company operates with specific policy, manual and plan designed by the world class consulting firm and approved by the Board of Directors.

We provide on-the-job training and development opportunities to enhance our employees' carrier progression. Through different training, staff's professional knowledge in corporate operations, occupational and management skills are enhanced.

KDS Accessories is an equal opportunity employer and does not discriminate on the basis of personal characteristics. Company has employee handbooks outlining terms and conditions of employment, expectations for employees' conduct and behavior, employees right and benefits. We establish and implement policies that promote a harmony and respectful workplace.

Information in compliance to the condition No 4 of the commission's notification No. BSEC/CMRR D/2009-193/10/ADMIN/118, Dated 22 March 2021.

| NAME OF THE DIRECTORS | POSITION IN COMPANY | NO OF SHAREHOLDING | % OF SHAREHOLDING |
|---|---|---|---|
| Mr. Khalilur Rahman | Chairman | 32,129,198 | 42.99% |
| Mr. Salim Rahman | Managing Director | 10,531,861 | 14.09% |

## Lien or Pledge Information:

During the period from July 2025 to June 2026, the following directors of the company has not availed any loan or credit facility by lien or pledge of their shares to the lenders at the time of borrowings. They also had not availed any margin loan from the stockholder or portfolio manager..

## Code of Conduct

The underlying philosophy of KDS Accessories Limited's Code is to conduct the business in an ethical manner as well as create a work environment that is conducive for members and associates alike, based on the Company's values and beliefs.

Code of Conduct for Board of Directors was framed and followed accordingly in discharging their duties and responsibilities

## Appointment of Auditors & Professional

**A. Appointment of External Auditors:**

**A. Qasem & Co,** Chartered Accountants, having its office at Faruk Mahal (3rd Floor), Plot-93, Agrabad C/A, Chattogram-4100, Bangladesh is recommended for appointment of external Auditor of the company for the next accounting year for the period from 01 July 2026 to 30 June 2027 and till the conclusion of 36th AGM subject to the approval of shareholders in next AGM and the remuneration to be fixed mutually by the Board of Directors of the Company and the said firm.

**B. Appointment of Professional for Corporate Governance Certificate:**

On the willingness to be appointed as professional to certify on the compliance of corporate governance as issued by the Bangladesh Securities and Exchange Commission, the Board of Directors in its meeting held on 26 October 2026, recommended the appointment of Shafiq Basak & Co., Chartered Accountants, having its office at National House (1st Floor), 109, Agrabad C/A, Chattogram-4100 for the year 2026-2027 subject to the approval by the shareholders in the 35th AGM.

## Compliance of Corporate Governance

Pursuant to notification No: BSEC/CMRRCD/2006-158/207/Admin/80 dated 03 June 2018 by Bangladesh Securities and Exchange Commission (BSEC), the Corporate Governance Report and the Auditors' Certificate regarding compliance of conditions of Corporate Governance are made part of the Annual Report and attached in Annexure-B & C, Page: 52-61 respectively

## Directors' Responsibilities Statement

Pursuant to the BSEC notification No. BSEC/ CMRRCD/ 2006-158/207/Admin/ 80 dated 03 June 2018 the Directors confirm that:

i) The financial statements prepared by the management of KDS Accessories Limited fairly present its state of affairs, the result of its operations, cash flows and changes in equity.

ii) Proper books of Account of the company have been maintained.

iii) Appropriate accounting policies have been consistently applied in preparation of the financial statements and that the accounting estimates are based on reasonable and prudent judgment.

iv) International Accounting Standards (IAS)/ International Financial Reporting Standards (IFRS) as applicable in Bangladesh have been followed in preparation of the financial statements and any departure therefrom has been adequately disclosed.

v) The system of internal control is sound in design and has been effectively implemented and monitored.

vi) There are no doubts upon the Company's ability to continue as a going concern and the accounts have been prepared on going concern basis.

vii) The significant deviations from previous period in the operating results of the company have been highlighted in the report and the reasons thereof have been explained.

viii) The key operating and financial data of last 5 years is disclosed in Page: 38.

ix) The number of Board Meeting held during the reporting period and the attendance by each director is disclosed in this report in Page: 39.

x) The pattern of shareholding is disclosed in Annexure-H, Page: 66.

xi) A compliance status report with requirements of Corporate Governance as required by BSEC is disclosed in Corporate Governance Report and is disclosed in Annexure-C, Page:53.

xii) Directors' profile is attached in page no 14-18 and their directorship and business interest in other organizations have been disclosed in Board of Directors segment and in Annexure-I, Page: 68.

## Appreciation

We thank our customers, vendors, investors, business associates and bankers for their continued support during the years. We place on record our appreciation of the contribution made by workers and employees at all levels. Our resilience to meet challenges was made possible by their hard work, solidarity, co-operation and support

We thank the Government of Bangladesh, and Government Agencies and Regulatory Bodies-BSEC, DSE, CSE, CDBL, RJSC, NBR and others related parties for their support and look forward to their continued support in the future.

Allah Hafiz

on behalf of the Board



**Khalilur Rahman**
Chairman
26 October 2026

# REPORT OF THE AUDIT COMMITTEE
**For the year ended 30 June 2026**

The Audit Committee of KDS Accessories Limited is pleased to present its report on the activities carried out during the financial year 2025-2026.

## Formation and Composition of the Committee

In compliance with the Corporate Governance Code issued by the Bangladesh Securities and Exchange Commission (BSEC) on June 03, 2018, the Board of Directors has established an Audit Committee as a sub-committee of the Board. The Committee, duly constituted by the Board, comprises the following members:

| Sl. No. | NAME OF MEMBERS | DESIGNATION | POSITION |
|---|---|---|---|
| 1. | Professor Sarwar Jahan | Independent Director | Chairman |
| 2. | Ms. Tahsina Rahman | Director | Member |
| 3. | KDS Garments Inds. Ltd. Represented by Mr. Asif Md Tanvir Hossain FCA | Director | Member |
| 4. | Mr. Mohammad Ilias | Company Secretary | Member Secretary |

## Terms of Reference

The Committee functions under specific terms of reference approved by the Board of Directors in accordance with the BSEC Corporate Governance Code. It assists the Board in ensuring the accuracy of financial reporting, the adequacy of internal controls, the independence and performance of internal and external audits, and compliance with applicable laws, regulations, and the Code of Corporate Governance.

## Roles and Responsibilities

**The key responsibilities of the Audit Committee include:**

- Overseeing the financial reporting process and ensuring transparency and integrity of financial statements.
- Monitoring accounting policies and compliance with IAS and IFRS.
- Reviewing the internal audit plan, its adequacy of resources, and the effectiveness of internal controls.
- Evaluating the performance and independence of external auditors.
- Reviewing quarterly, half-yearly, and annual financial statements before submission to the Board.
- Reviewing related party transactions and management letters issued by auditors.
- Overseeing the determination of audit fees and scope of work.
- Reviewing the Management's Discussion and Analysis (MD&A) prior to inclusion in the Annual Report.

## Activities During the Year

**During the reporting year, the Audit Committee held four (4) meetings. The major activities were as follows:**

- Reviewed the quarterly, half-yearly, and annual financial statements and recommended them to the Board for approval and publication.
- Reviewed the Management's Discussion and Analysis before disclosure in the Annual Report.
- Evaluated the adequacy and effectiveness of the internal audit system and control measures.
- Reviewed internal audit findings and monitored corrective actions taken by management.
- Reviewed the observations of external auditors and ensured compliance with relevant accounting standards.
- Reviewed compliance with BSEC notifications, RJSC requirements, and other applicable regulations.

## Appointment of External Auditors

The Audit Committee has recommended the board to re-appointment existing external auditor of the company A. Qasem & Co., Chartered Accountants, having its office at Faruk Mahal (3rd Floor), Plot-93, Agrabad C/A, Chattogram-4100, Bangladesh, as company's Statutory/External Auditor for the financial year 01 July 2026 to 30 June 2027, subject to approval by the Board of Directors and the shareholders at the Annual General Meeting.

## Acknowledgement

The Audit Committee expresses its sincere appreciation to the members of the Board of Directors, the Internal Audit team, the Accounts & Finance Department, and the management of the Company for their continuous support, cooperation, and commitment throughout the year.

**On behalf of the Audit Committee,**



**Professor Sarwar Jahan**
Independent Director & Chairman of the Committee

## REPORT OF THE NOMINATION AND REMUNERATION COMMITTEE (NRC)
**For the period from July 01, 2025 to June 30, 2026**

The Nomination and Remuneration Committee (NRC) of KDS Accessories Limited is pleased to submit the following report on the activities for the financial year 2025-26.

This Nomination and Remuneration Policy is being formulated in compliance with Notification **No. BSEC/CMRR D/ 2006-158/ 207/Admin /80, Date: June 03, 2018** on Corporate Governance Code of Bangladesh Securities & Exchange Commission (BSEC).

This policy on nomination and remuneration of Directors and top level executives of the company has been formulated by the Nomination and Remuneration Committee (NRC) and has been approved by the Board of Directors. This is a sub-committee of the Board.

**The Nomination and Remuneration Committee (NRC) of KDS Accessories Limited is Comprised of the following members:**

| SL | NAME OF MEMBERS | DESIGNATION | POSITION |
|---|---|---|---|
| 01 | Professor Sarwar Jahan | Independent Director | Chairman |
| 02 | Mr. Khalilur Rahman | Chairman | Member |
| 03 | KDS Garments Inds. Ltd. Represented by Mr. Asif Md Tanvir Hossain FCA | Director | Member |
| 04 | Mr. Mohammad Ilias. | Secretary | Secretary |

### Terms of Reference

The terms of reference of the Nomination and Remuneration Committee (NRC) have been determined by the Board as per BSEC notification. The NRC assist the Board in formulation of the nomination criteria or policy for determining qualifications, positive attributes, experiences and independence of directors and top level executive as well as policy for formal process of considering remuneration of director, top level executive

### Role of the NRC

NRC Shall be independent and responsible or accountable to the Board and to the shareholders;

To oversee, among others, the following matters and make report with recommendation to the Board:

**(i) formulation the criteria for determining qualification, positive attributes and independence of a director and recommend a policy to the Board, relating to the remuneration of the directors, top level executive, considering the following:**

**(a)** the level and composition of remuneration is reasonable and sufficient to attract, retain and motivate suitable directors to run the company successfully,

**(b)** the relationship of remuneration to performance is clear and meets appropriate performance benchmarks; and

**c)** remuneration to directors, top level executive involves a balance between fixed and incentive pay reflecting short and long-term performance objectives appropriate to the working of the company and its goals;

**(ii) devising a policy on Board's diversity taking into consideration age, gender, experience, ethnicity, educational background.**

**(iii) identifying persons who are qualified to become directors and who may be appointed in top level executive position in accordance with the criteria laid down, and recommend their appointment and removal to the Board;**

**(iv) formulating the criteria for evaluation of performance of independent director (s) and the Board.**

**(v) identifying the company's needs for employees at different levels and determine their selection, transfer or replacement and promotion criteria; and**

**(vi) developing, recommending and reviewing annually the company's human resources and training policies;**

### Meeting of NRC:

During this reporting period, one NRC meeting was held. The NRC of KDSAccessories Limited carried out the following activities during the year 2025-26.

Members of the Nomination and Remuneration Committee (NRC) have elaborately discussed about the Nomination and Remuneration Policy of the Company.

Members of NRC have also reviewed the following activities of the Company:

- Set up a organization structure where reporting line is clearly defined for the directors and top management team along with standard manpower planning exercise for each and every position for identifying the total requirement.
- Set up standard pay structure for each job level based on education, experience and competency.
- A target based on-line performance Management System to evaluate performance of employees. This KPI based PMS leads to Yearly Increment, Promotion of individual.
- Employee Benefit policy to attract the job seekers and retain internal talents. Succession planning of the company to have our future leaders ready according to the requirements. Ensuring extensive training and development plant for the individual or group of people.
- A transparent recruitment and selection policy where competent candidates get hired.
- Practicing a clear career path system for employees which reflect in organization structure

## Objective and Policy of the NRC

- **the level and composition of remuneration is reasonable and sufficient to attract, retain and motivate directors/top management team required to run the company successfully,**
- **relationship of remuneration to performance is clear and meets appropriate performance benchmarks; and**
- **remuneration to directors, top level executives reflecting short and long-term performance objectives appropriate to the working of the company and its goals.**

### Appointment and Removal of Director, Top Level Executives and Senior Management

**a)** The Committee shall identify and ascertain the integrity, qualification, expertise and experience of the person for appointment as Director, top level executives or at Senior Management level and recommend his/her appointment, as per Company's Policy.

**b)** A person should possess adequate qualification, expertise and experience for the position he/she is considered for appointment. The Committee has authority to decide whether qualification, expertise and experience possessed by a person is sufficient /satisfactory for the position.



## Term/tenure of Independent Director

All companies shall have effective representation of independent directors on their Boards. At least two (one female) or one-fifth (1/5) of the total number of directors in the company's Board whichever is higher shall be independent directors. Qualifications, experience and position of Independent Director shall be as per notification on Corporate Governance Code of Bangladesh Securities & Exchange Commission.

The independent director(s) shall be appointed by the Board and approved by the shareholders in the Annual General Meeting (AGM). The post of independent director(s) cannot remain vacant for more than 90 (ninety) days and the tenure of office of an independent director shall be for a period of 3 (three) years, which may be extended for 1 (one) tenure only. Provided that a former independent director may be considered for reappointment for another tenure after a time gap of one tenure, i.e., three years from his or her completion of consecutive two tenures [i.e. six years]:

## Evaluation

The Committee shall carry out evaluation of performance of Director and top level executives yearly or at such intervals as may be considered necessary.

## Removal

The MD or CEO, CS, CFO and HIAC shall not be removed from their position without approval of the Board as well as immediate dissemination to the Commission and Stock Exchange(s).

## Retirement

The Director or top level executives shall retire as per policy of the Company. The Board will have the discretion to retain the Director of any top level executive even after attaining the retirement age, for the benefit of the Company.

**Policy For Remuneration To Directors/top Level Executives:**

a) The Remuneration to be paid to Managing Director/Other directors as approved by the NRC Committee.

b) The Nomination and Remuneration Committee shall make such recommendations to the Board of Directors, as it may consider appropriate with regard to remuneration to Managing Director and other Directors.

c) The Non-Executive / Independent Director may receive meeting fees and such other remuneration as recommended by the Nomination and Remuneration Committee and approved by the Board of Directors.

d) The remuneration to top level executives shall be fixed consideration their performances and in accordance with the Company's Policy.

## Implementation

The Committee may issue guidelines, procedures, formats, reporting mechanism and manuals insupplement and for better implementation of this policy as considered appropriate.

Nomination and Remuneration Committee (NRC) expressed their sincere thanks to the members of the Board of Directors, management of the Company for their outstanding support and Co-operation.



**Professor Sarwar Jahan**
Chairman of Nomination and Remuneration Committee & Independent Director

# CORPORATE GOVERNANCE REPORT

Corporate governance refers to the structures and processes through which a company is directed and controlled. Sound corporate governance is a fundamental part of the Company's culture and a prerequisite for long-term success. It ensures proper relationships among management, the Board of Directors, controlling shareholders, minority shareholders, and other stakeholders. Good corporate governance contributes to sustainable economic development by enhancing performance, transparency, and accountability.

The Board of Directors of KDS Accessories Limited is firmly committed to upholding the principles of sound corporate governance in accordance with the Bangladesh Securities and Exchange Commission (BSEC) Corporate Governance Code 2018. The main objective is to create lasting value for all stakeholders through transparency, integrity, and ethical conduct in every aspect of business operations.

## Board of Directors

The Board of Directors represents the shareholders and acts as their trustee. The Board of KDS Accessories Limited comprises five members, including the Chairman, Managing Director, two Directors, and one Independent Director, in compliance with the BSEC Corporate Governance Code.

The Board performs key responsibilities such as setting the Company's strategic direction, providing leadership and supervision, ensuring effective risk management, and safeguarding shareholders' interests. The Board met periodically during the year to review financial and operational performance, approve budgets, monitor compliance, and guide long-term planning.

## Audit Committee

KDS Accessories Limited has an Audit Committee as a sub-committee of the Board of Directors. The Committee assists the Board in ensuring that financial statements present a true and fair view of the Company's affairs and that internal control systems and compliance mechanisms are effective.

The Audit Committee reports to the Board of Directors after each meeting, and its duties and responsibilities are clearly defined in writing in line with BSEC guidelines. The Committee was reconstituted as per the BSEC Corporate Governance Code and held meetings on a regular basis

### The major activities of the Audit Committee include:

- Reviewing the financial statements and reportingprocess, including accounting policies and principles.
- Assessing the Company's business risk management framework.
- Reviewing internal audit reports and monitoring corrective actions.
- Overseeing compliance with good corporate practices and internal control adequacy.
- Recommending the appointment or reappointment of external auditors to the Board.
- A separate report of the Audit Committee is included in this Annual Report on pages 44-45.

## Nomination and Remuneration Committee (NRC)

KDS Accessories Limited formed a Nomination and Remuneration Committee (NRC) on 3 December 2018 as a sub-committee of the Board of Directors in compliance with BSEC's Corporate Governance Code. The NRC assists the Board in formulating policies for nomination, evaluation, and remuneration of Directors and top-level executives. It ensures fair, transparent, and performance-based remuneration practices that align with the Company's long-term objectives. The Committee comprises three members, including one Independent Director.

A separate report of the NRC is included in this Annual Report on pages 46-48

## Chairman of the Board, Managing Director, and CEO

In KDS Accessories Limited, the positions of Chairman and Managing Director are held by two separate individuals to ensure balance of power and governance transparency. Both perform well-defined responsibilities focused on adding strategic value to the Company.

The Managing Director regularly reviews operations and provides guidance to the Chief Executive Officer (CEO) on strategic and operational issues, while the Chairman focuses on overall policy direction and Board leadership.



## Directors' Report to Shareholders

The Board of Directors prepares and presents the Directors' Report to Shareholders every year, summarizing the Company's performance, financial results, and significant achievements. The report also includes the Board's outlook on the industry and the Company's future plans in compliance with the Companies Act 1994 and BSEC requirements.

## Chief Financial Officer, Company Secretary, and Head of Internal Audit

The Company has appointed a qualified Chartered Accountant as Chief Financial Officer (CFO), who is a Fellow Member of the Institute of Chartered Accountants of Bangladesh (ICAB). The Company Secretary is also an experienced accounting professional, having completed Chartered Accountancy courses and post-graduation.

The CFO and Company Secretary regularly advise and assist the Board on financial strategy, compliance, and statutory matters. Both officers attend Board meetings as required under the BSEC Corporate Governance Code.

The Internal Audit Department is headed by a qualified and experienced professional with extensive knowledge in internal auditing. The Board of Directors has clearly defined the respective roles, responsibilities, and duties of the CFO, Company Secretary, and Head of Internal Audit and Compliance.

## Internal Audit and Control

KDS Accessories Limited has established an Internal Audit Department comprising competent professionals. The Department reports directly to the Board of Directors through the Audit Committee.

Internal audits are conducted based on an approved annual audit plan, covering operational, financial, and compliance areas. The Department reviews adherence to internal control procedures and ensures that all statutory and regulatory requirements are properly complied with.

## External Auditors

The External Auditors of KDS Accessories Limited are appointed annually at the Annual General Meeting (AGM) by shareholders, in accordance with the Companies Act 1994 and the BSEC Corporate Governance Code.

The Company ensures that its statutory auditors are independent and not engaged in any non-audit services such as accounting, financial consultancy, or internal audit to maintain auditor independence and objectivity.

## Key Management Committee

The Board has delegated specific authority to several management-level committees to support strategic decision-making. These include committees for finance, procurement, safety, and operations.

These committees meet regularly to review company performance, assess risks, and recommend corrective or strategic actions to the Board.

## Certification on Compliance with the Corporate Governance Code of BSEC

A certificate regarding compliance with the conditions of the BSEC Corporate Governance Code issued by Shafiq Basak & Co., Chartered Accountants is included in this Annual Report as **Annexure B (Page 52).**

The Board of Directors reaffirms its commitment to maintaining the highest standards of corporate governance and ensuring transparency, accountability, and long-term value creation for all stakeholders.

**ANNEXURE - A**
[As per condition No. 1(5)(xxvi)]

# DECLARATION BY CEO & CFO

26 October 2026
The Board of Directors
KDS Accessories Limited
191-192 Baizid Bostami Road Nasirabad I/A, Chattogram - 4210

Subject: Declaration on Financial Statements for the year ended on 30 June, 2026.

Dear Sirs,
Pursuant to the condition No. 1(5) (xxvi) imposed vide the commission's Notification No. BSEC/ CMRRC-D/2006-158/207/Admin/80 Dated 03 June, 2019 under section 2CC of the Securities and Exchange Ordinance, 1969, we do hereby declare that:

**1.** The Financial Statements of KDS Accessories Limited for the year ended on 30 June, 2026 have been prepared in compliance with International Accounting Standards (IAS) or International Financial Reporting Standards (IFRS), as applicable in the Bangladesh and any departure there from has been adequately disclosed;

**2**. The estimates and judgments related to the financial statements were made on prudent and reasonable basis, in order for the financial statements to reveal a true and fair view;

3. The form and substance of transactions and the company's state of affairs have been reasonably and fairly presented in its financial statements;

**4.** To ensure above, the Company has taken proper and adequate care in installing a system of internal control and maintenance of accounting records;

**5.** Our internal auditors have conducted periodic audits to provide reasonable assurance that the established policies and procedures of the Company were consistently followed; and

**6.** The management's use of the going concern basis of accounting in preparing the financial statements is appropriate and there exists no materials uncertainty related to events or conditions that may cast significant doubt on the Company's ability to continue as a going concern.

In this regard, we also certify that :-

**i.** We have reviewed the financial statements for the year ended on 30 June, 2026 and that to the best of our knowledge and belief:

**a.** these statements do not contain any materially untrue statement or omit any material fact or contain statements that might be misleading;

**b.** these statements collectively present true and fair view of the Company's affairs and are in compliance with existing accounting standards and applicable laws.

**ii.** There are, to the best of knowledge and belief, no transactions entered into by the Company during the year which are fraudulent, illegal or in violation of the code of conduct for the company's Board of Directors or its members.

Sincerely yours,

**Debasis Daspal**
Chief Executive Officer

**Biplob Kanti Banik FCA**
Chief Financial Officer

শফিক বসাক এন্ড কোং
SHAFIQ BASAK & CO.
CHARTERED ACCOUNTANTS

**CHATTOGRAM OFFICE:**
National House (1st Floor),
109, Agrabad Commercial Area,
Chattogram-4100, Bangladesh.
Phone : 02333311561
: 02333323680
Web : www.shafiqbasak.com
Email : basak_sbc@yahoo.com
: basak@shafiqbasak.com

**Partners:**
Md. Shafiqul Islam, FCA
Sampad Kumar Basak, FCA
Sarwar Mahmood, FCA
Md. Ashraful Hoque, FCA

**DHAKA OFFICE-(1):**
Shatabdi Centre (6th Floor & 8th Floor)
392, Inner Circular Road,
Fakirapool, Motijheel, Dhaka, Bangladesh.
Phone : 02224401504
: 02224400480
Web : www.shafiqbasak.com
Email : shafiq_basak@yahoo.com
: shafiq@shafiqbasak.com

*Ref: No -SB-CTG-1-34/1812/2026* **[Certificate as per condition No. 1(5) (xxvii)]**

**Report to the Shareholders of KDS Accessories Limited on compliance on the Corporate Governance Code.**

We have examined the compliance status to the Corporate Governance Code by **KDS Accessories Limited** for the year ended on 30th June 2026. This Code relates to the Notification No. BSEC/CMRRCD/2006-158/207/Admin/80 dated 3rd June 2018; BSEC/CMRRCD/2009-193/66/PRD/148, dated 16 October, 2023 and BSEC/CMRRCD/2009-193/76/PRD/151, dated 04 April, 2024 of the Bangladesh Securities and Exchange Commission.

Such compliance with the Corporate Governance Code is the responsibility of the Company. Our examination was limited to the procedures and implementation thereof as adopted by the Management in ensuring compliance with the conditions of the Corporate Governance Code.

This is a scrutiny and verification and an independent audit on compliance of the conditions of the Corporate Governance Code as well as the provisions of relevant Bangladesh Secretarial Standards (BSS) as adopted by Institute of Chartered Secretaries of Bangladesh (ICSB) in so far as those standards are not inconsistent with any condition of this Corporate Governance Code.

We state that we have obtained all the information and explanations which we have required, and after due scrutiny and verification thereof, we report that, in our opinion:

a) The Company has complied with the conditions of the Corporate Governance Code as stipulated in the above-mentioned Corporate Governance Code issued by the Commission, **except condition no. -1(2)(a).**

b) The Company has complied with the provisions of the relevant Bangladesh Secretarial Standards (BSS) as adopted by the Institute of Chartered Secretaries of Bangladesh (ICSB) as required by this Code.

c) Proper books and records have been kept by the company as required under the Companies Act, 1994, the securities laws and other relevant laws. and

d) The Governance of the company is highly satisfactory.

S.K.Basak
SAMPAD KUMAR BASAK, FCA (0625)
Partner
**SHAFIQ BASAK & CO.**
CHARTERED ACCOUNTANTS

SHAFIQ BASAK & CO. CHATTOGRAM CHARTERED ACCOUNTANTS

Dated:November 12,2026
Place: Chattogram

**DHAKA OFFICE-(2):** House-42(1st Floor), Road-01, Block-A, Niketan, Gulshan-01, Dhaka.
Phone: 88-02-9859602-3, 01819-285196, E-mail:mahmoods.bd@gmail.com

# CORPORATE GOVERNANCE COMPLIANCE REPORT

Status of compliance with the condition imposed by the Commission's Notification No. BSEC/CMRRCD/2006-158/207/Admin/80, dated 03 June, 2018 ; BSEC/CMRRCD/2009-193/66/PRD/148, dated 16 October, 2023 and BSEC/CMRRCD/2009-193/76/PRD/151, dated 04 April, 2024 issued under section 2CC of the Securities and Exchange Ordinance,1969.

| Condition No. | Title | Compliance Status | | Remarks |
|---|---|---|---|---|
| | | Complied | Not Complied | |
| **1** | **Board of Directors** | | | |
| 1(1) | **Size of the Board of Directors**<br>The total number of members of a company's Board of Directors (hereinafter referred to as "Board") shall not be less than 5 (five) and more than 20 (twenty). | √ | | |
| 1(2) | **Independent Directors** | | | |
| | All companies shall have effective representation of independent directors on their Boards, so that the Board, as a group, includes core competencies considered relevant in the context of each company; for this purpose, the companies shall comply with the following:- | | | |
| 1(2)(a) | At least 2(two) directors or one-fifth (1/5) of the total number of directors in the company's Board, whichever is higher, shall be independent directors; any fraction shall be considered to the next integer or whole number for calculating number of independent director(s):<br>Provided that the Board shall appoint at least 1 (one) female independent director in the Board of Directors of the company; | | √ | "Allowed up to December 2026 vide ref No; BSEC/ICID/CG-D/2023/106/part-I/333 date: 26 July 2026 to appoint a female independent director" |
| 1(2)(b) | Without contravention of any provision of any other laws, for the purpose of this clause,an "independent director" means a director—" | | | |
| 1(2)(b)(i) | Who either does not hold any share in the company or holds less than one percent (1%) shares of the total paid-up shares of the company; | √ | | |
| 1(2)(b)(ii) | who is not a sponsor of the company or is not connected with the company's any sponsor or director or nominated director or shareholder of the company or any of its associates, sister concerns, subsidiaries and parents or holding entities who holds one percent (1%) or more shares of the total paid-up shares of the company on the basis of family relationship and his or her family members also shall not hold above mentioned shares in the company: | √ | | |
| 1(2)(b)(iii) | who has not been an executive of the company in immediately preceding 2 (two) financial years; | √ | | |
| 1(2)(b)(iv) | Who does not have any other relationship, whether pecuniary or otherwise, with the company or its subsidiary or associated companies; | √ | | |
| 1(2)(b)(v) | Who is not a member or TREC (Trading Right Entitlement Certificate) holder, director or officer of any stock exchange; | √ | | |
| 1(2)(b)(vi) | who is not a shareholder, director excepting independent director or officer of any member or TREC holder of stock exchange or an intermediary of the capital market; | √ | | |
| 1(2)(b)(vii) | Who is not a partner or an executive or was not a Partner or an executive during the preceding 3 (three) years of the concerned company's statutory audit firm; | √ | | |
| 1(2)(b)(viii) | Who shall not be an independent director in more than 5 (five) listed companies; | √ | | |
| 1(2)(b)(ix) | "(ix) who has not been reported as a defaulter in the latest Credit Information Bureau (CIB) report of Bangladesh Bank for nonpayment of any loan or advance or obligation to a bank or a financial institution; and" | √ | | |
| 1(2)(b)(x) | Who has not been convicted for a criminal offence involving moral turpitude. | √ | | |
| 1(2)(c) | The independent director(s) shall be appointed by the board of directors and approved by the shareholders in the Annual General Meeting **(AGM):**<br>Provided that the Board shall appoint the independent director, subject to prior consent of the Commission, after due consideration of recommendation of the Nomination and Remuneration Committee (NRC) of the company; | √ | | |
| 1(2)(d) | The post of independent director(s) can not remain ... for more than 90 (ninety) days. | √ | | |

. . .

SHAFIQ BASAK & CO. CHATTOGRAM CHARTERED ACCOUNTANTS

| Condition No. | Title | Compliance Status | | Remarks |
|---|---|---|---|---|
| | | Complied | Not Complied | |
| 1(2)(e) | The tenure of office of an independent director shall be for a period of 3(three) years, which may be extended for 1(one) term only. | √ | | |
| **1(3)** | **Qualification of Independent Director (ID)** | | | |
| 1(3)(a) | Independent director shall be a knowledgeable individual with integrity who is able to ensure compliance with financial, regulatory and corporate laws and can make meaningful contribution to business. | √ | | |
| 1(3)(b) | Independent director shall have following qualifications: | | | |
| 1(3)(b)(i) | Business Leader who is or was a promoter or director of an unlisted company having minimum paid-up capital of Tk.100.00 million or any listed company or a member of any national or international chamber of commerce or ***registered business*** association; or | | | N/A |
| 1(3)(b)(ii) | Corporate Leader who is or was a top level executive not lower than Chief Executive Officer or Managing Director or Deputy Managing Director or Chief Financial Officer or Head of Finance or Accounts or Company Secretary or Head of Internal Audit and Compliance or Head of Legal Service or a candidate with equivalent position of an unlisted company having minimum paid up capital of k. 100.00 million or of a listed company; or | | | N/A |
| 1(3)(b)(iii) | Former or existing official of government or statutory or autonomous or regulatory body in the position not below 5th Grade of the national pay scale, who has at least educational background of bachelor degree in economics or commerce or business or Law:<br>Provided that in case of appointment of existing official as<br>independent director, it requires clearance from the organization where he or she is in service; or | | | N/A |
| 1(3)(b)(iv) | University Teacher who has educational background in Economics or Commerce or Business Studies or Law; or | √ | | |
| 1(3)(b)(v) | Professional who is or was an advocate practicing at least in the High Court Division of Bangladesh Supreme Court or a Chartered Accountant or Cost and Management Accountant or Chartered Financial Analyst or Chartered Certified Accountant or Certified Public Accountant or Chartered Management Accountant or Chartered Secretary or equivalent qualification; | | | N/A |
| 1(3)(c) | The independent director shall have at least 10 (ten) years of experiences in any field mentioned in clause (b) | √ | | |
| 1(3)(d) | In special cases the above qualifications may be relaxed subject to prior approval of the Commission. | | | N/A |
| **1(4)** | **Duality of Chairperson of the Board of Directors and Managing Director or Chief Executive Officer:-** | | | |
| 1(4)(a) | The positions of the Chairperson of the Board and the Managing Director (MD) and/or Chief Executive Officer (CEO) of the company shall be filled by different individuals. | √ | | |
| 1(4)(b) | The Managing Director (MD) and/or Chief Executive Officer (CEO) of a listed company shall not hold the same position in another listed company | √ | | |
| 1(4)(c) | The Chairperson of the Board shall be elected from among the non-executive directors of the company; | √ | | |
| 1(4)(d) | The Board shall clearly define respective roles and responsibilities of the Chairperson and the Managing Director and/or Chief Executive Officer; | √ | | |
| 1(4)(e) | In the absence of the Chairperson of the Board, the remaining members may elect one of themselves from non-executive directors as Chairperson for that particular Board's meeting; the reason of absence of the regular Chairperson shall be duly recorded in the minutes. | | | N/A |
| **1(5)** | **The Directors' Report to Shareholders** | | | |
| | The Board of the company shall include the following additional statements or disclosures in the Directors' Report prepared under section 184 of the Companies Act, 1994 (Act No. XVIII of 1994):- | | | |
| 1(5)(i) | An industry outlook and possible future developments in the industry | √ | | |
| 1(5)(ii) | The segment-wise or product-wise performance | √ | | |
| 1(5)(iii) | Risks and concerns including internal and external risk factors, threat to sustainability and negative impact on environment, if any; | √ | | |
| 1(5)(iv) | A discussion on Cost of Goods sold, Gross Profit Margin and Net Profit Margin, where applicable; | √ | | |

| Condition No. | Title | Compliance Status | | Remarks |
|---|---|---|---|---|
| | | Complied | Not Complied | |
| 1(5)(v) | A discussion on continuity of any extraordinary activities and their implications (gain or loss); | √ | | |
| 1(5)(vi) | A detailed discussion on related party transactions along with a statement showing amount, nature of related party, nature of transactions and basis of transactions of all related party transactions; | √ | | |
| 1(5)(vii) | A statement of utilization of proceeds raised through public issues, rights issues and/or any other instruments | √ | | |
| 1(5)(viii) | An explanation if the financial results deteriorate after the company goes for Initial Public Offering (IPO), Repeat Public Offering (RPO), Rights Share Offer, Direct Listing, etc.; | | | N/A |
| 1(5)(ix) | An explanation on any significant variance that occurs between Quarterly Financial performances and Annual Financial Statements; | √ | | |
| 1(5)(x) | A statement of remuneration paid to the directors including independent directors; | √ | | |
| 1(5)(xi) | A statement that the financial statements prepared by the management of the issuer company present fairly its state of affairs, the result of its operations, cash flows and changes in equity; | √ | | |
| 1(5)(xii) | A statement that proper books of account of the issuer company have been maintained; | √ | | |
| 1(5)(xiii) | A statement that appropriate accounting policies have been consistently applied in preparation of the financial statements and that the accounting estimates are based on reasonable and prudent judgment | √ | | |
| 1(5)(xiv) | A statement that International Accounting Standards (IAS) or International Financial Reporting Standards (IFRS), as applicable in Bangladesh, have been followed in preparation of the financial statements and any departure there from has been adequately disclosed; | √ | | |
| 1(5)(xv) | A statement that the system of internal control is sound in design and has been effectively implemented and monitored; | √ | | |
| 1(5)(xvi) | A statement that minority shareholders have been protected from abusive actions by, or in the interest of, controlling shareholders acting either directly or indirectly and have effective means of redress; | √ | | |
| 1(5)(xvii) | A statement that there is no significant doubt upon the issuer company's ability to continue as a going concern, if the issuer company is not considered to be a going concern, the fact along with reasons there of shall be disclosed; | √ | | |
| 1(5)(xviii) | An explanation that significant deviations from the last year's operating results of the issuer company shall be highlighted and the reasons thereof shall be explained; | √ | | |
| 1(5)(xix) | A statement where key operating and financial data of at least preceding 5 (five) years shall be summarized | √ | | |
| 1(5)(xx) | An explanation on the reasons if the issuer company has not declared dividend (cash or stock) for the year; | | | N/A |
| 1(5)(xxi) | Board's statement to the effect that no bonus share or stock dividend has been or shall be declared as interim dividend; | √ | | |
| 1(5)(xxii) | The total number of Board meetings held during the year and attendance by each director; | √ | | |
| 1(5)(xxiii) | A report on the pattern of shareholding disclosing the aggregate number of shares (along with name-wise details where stated below) held by:- | | | |
| 1(5)(xxiii)(a) | Parent or Subsidiary or Associated Companies and other related parties (name-wise details); | √ | | |
| 1(5)(xxiii)(b) | Directors, Chief Executive Officer, Company Secretary, Chief Financial Officer, Head of Internal Audit and Compliance and their spouses and minor children (name-wise details); | √ | | |
| 1(5)(xxiii)(c) | Executives; and | √ | | |
| 1(5)(xxiii)(d) | Shareholders holding ten percent (10%) or more voting interest in the company (name-wise details); | √ | | |
| 1(5)(xxiv) | In case of the appointment or re-appointment of a director the company shall disclose the following information to the shareholders: | | | |
| 1(5)(xxiv)(a) | A brief resume of the director | √ | | |
| 1(5)(xxiv)(b) | Nature of his/her expertise in specific functional areas; | √ | | |
| 1(5)(xxiv)(c) | Names of companies in which the person also holds the directorship and the membership of committees of the board. | √ | | |



| Condition No. | Title | Compliance Status | | Remarks |
|---|---|---|---|---|
| | | Complied | Not Complied | |
| 1(5)(xxv) | A Management's Discussion and Analysis signed by CEO or MD presenting detailed analysis of the company's position and operations along with a brief discussion of changes in the financial statements, among others, focusing on: | | | |
| 1(5)(xxv)(a) | Accounting policies and estimation for preparation of financial statements; | √ | | |
| 1(5)(xxv)(b) | Changes in accounting policies and estimation, if any, clearly describing the effect on financial performance or results and financial position as well as cash flows in absolute figure for such changes; | √ | | |
| 1(5)(xxv)(c) | Comparative analysis (including effects of inflation) of financial performance or results and financial position as well as cash flows for current financial year with immediate preceding five years explaining reasons thereof; | √ | | |
| 1(5)(xxv)(d) | Compare such financial performance or results and financial position as well as cash flows with the peer industry scenario; | √ | | |
| 1(5)(xxv)(e) | Briefly explain the financial and economic scenario of the country and the globe; | √ | | |
| 1(5)(xxv)(f) | Risks and concerns issues related to the financial statements, explaining such risk and concerns mitigation plan of the company; and | √ | | |
| 1(5)(xxv)(g) | future plan or projection or forecast for company's operation, performance and financial position, with justification thereof, i.e., actual position shall be explained to the shareholders in the next AGM; | √ | | |
| 1(5)(xxvi) | Declaration or certification by the CEO and the CFO to the Board as required under condition No.3(3) shall be disclosed as per *Annexure-A* | √ | | |
| 1(5)(xxvii) | The report as well as certificate regarding compliance of conditions of this Code as required under condition No. 9 shall be disclosed as per Annexure-B and Annexure-C; | √ | | |
| 1(5)(xxviii) | The Directors' report to the shareholders does not require to include the business strategy or technical specification related to products or services, which have business confidentiality. | √ | | |
| **1(6)** | **Meetings of the Board of Directors** | | | |
| | The company shall conduct its Board meetings and record the minutes of the meetings as well as keep required books and records in line with the provisions of the relevant Bangladesh Secretarial Standards (BSS) as adopted by the Institute of Chartered Secretaries of Bangladesh (ICSB) in so far as those standards are not inconsistent with any condition of this Code | √ | | |
| **1(7)** | **Code of Conduct for the Chairperson, other Board members and Chief Executive Officer** | | | |
| 1(7)(a) | The Board shall lay down a code of conduct, based on the recommendation of the Nomination and Remuneration Committee (NRC) at condition No. 6, for the Chairperson of the Board, other board members and Chief Executive Officer of the company; | √ | | |
| 1(7)(b) | The code of conduct as determined by the NRC shall be posted on the website of the company including, among others, prudent conduct and behavior; confidentiality; conflict of interest; compliance with laws, rules and regulations; prohibition of insider trading; relationship with environment, employees, customers and suppliers; and independency. | √ | | |
| **2** | **Governance of Board of Directors of Subsidiary Company.-** | | | |
| 2(a) | Provisions relating to the composition of the Board of the holding company shall be made applicable to the composition of the Board of the subsidiary company; | | | N/A |
| 2(b) | At least 1 (one) independent director on the Board of the holding company shall be a director on the Board of the subsidiary company; | | | N/A |
| 2(c) | The minutes of the Board meeting of the subsidiary company shall be placed for review at the following Board meeting of the holding company | | | N/A |
| 2(d) | The minutes of the respective Board meeting of the holding company shall state that they have reviewed the affairs of the subsidiary company also; | | | N/A |
| 2(e) | The Audit Committee of the holding company shall also review the financial statements, in particular the investments made by the subsidiary company | | | N/A |
| **3** | **Managing Director (MD) or Chief Executive Officer (CEO), Chief Financial Officer (CFO), Head of Internal Audit and Compliance (HIAC) and Company Secretary (CS).-** | | | |

SHAFIQ BASAK & CO. CHATTOGRAM CHARTERED ACCOUNTANTS

| Condition No. | Title | Compliance Status | | Remarks |
|---|---|---|---|---|
| | | Complied | Not Complied | |
| **3(1)** | **Appointment** | | | |
| 3(1)(a) | The Board shall appoint a Managing Director (MD) or Chief Executive Officer (CEO), a Company Secretary (CS), a Chief Financial Officer (CFO) and a Head of Internal Audit and Compliance (HIAC); | √ | | |
| 3(1)(b) | The positions of the Managing Director (MD) or Chief Executive Officer (CEO), Company Secretary (CS), Chief Financial Officer (CFO) and Head of Internal Audit and Compliance (HIAC) shall be filled by different individuals; | √ | | |
| 3(1)(c) | The MD or CEO, CS, CFO and HIAC of a listed company shall not hold any executive position in any other company at the same time:<br>Provided that CFO or CS of any listed company may be appointed for the same position in any other listed or non-listed company under the same group for reduction of cost or for technical expertise, with prior approval of the Commission:<br>Provided further that the remuneration and perquisites of the said CFO or CS shall be shared by appointing companies proportionately; | √ | | Approved by Ministry of Commerce for MD (Exemption of U/S 109) |
| 3(1)(d) | The Board shall clearly define respective roles, responsibilities and duties of the CFO, the HIAC and the CS; | √ | | |
| 3(1)(e) | The MD or CEO, CS, CFO and HIAC shall not be removed from their position without approval of the Board as well as immediate dissemination to the Commission and stock exchange(s). | √ | | |
| **3(2)** | **Requirement to attend Board of Directors' Meetings** | | | |
| | The MD or CEO, CS, CFO and HIAC of the company shall attend the meetings of the Board: | √ | | |
| **3(3)** | **Duties of Managing Director (MD) or Chief Executive Officer (CEO) and Chief Financial Officer (CFO)** | | | |
| 3(3)(a) | The MD or CEO and CFO shall certify to the Board that they have reviewed financial statements for the year and that to the best of their knowledge and belief: | | | |
| 3(3)(a)(i) | these statements do not contain any materially untrue statement or omit any material fact or contain statements that might be misleading; and | √ | | |
| 3(3)(a)(ii) | these statements together present a true and fair view of the company's affairs and are in compliance with existing accounting standards and applicable laws; | √ | | |
| 3(3)(b) | The MD or CEO and CFO shall also certify that there are, to the best of knowledge and belief, no transactions entered into by the company during the year which are fraudulent, illegal or in violation of the code of conduct for the company's Board or its members; | √ | | |
| 3(3)(c) | The certification of the MD or CEO and CFO shall be disclosed in the Annual Report. | √ | | |
| **4** | **Board of Directors' Committee.-** | | | |
| | For ensuring good governance in the company, the Board shall have at least following sub-committees: | | | |
| 4(i) | Audit Committee; and | √ | | |
| 4(ii) | Nomination and Remuneration Committee. | √ | | |
| **5** | **Audit Committee.-** | | | |
| **5(1)** | **Responsibility to the Board of Directors.** | | | |
| 5(1)(a) | The company shall have an Audit Committee as a subcommittee of the Board; | √ | | |
| 5(1)(b) | The Audit Committee shall assist the Board in ensuring that the financial statements reflect true and fair view of the state of affairs of the company and in ensuring a good monitoring system within the business; | √ | | |
| 5(1)(c) | The Audit Committee shall be responsible to the Board; the duties of the Audit Committee shall be clearly set forth in writing. | √ | | |
| **5(2)** | **Constitution of the Audit Committee.** | | | |
| 5(2)(a) | The Audit Committee shall be composed of at least 3 (three) members; | √ | | |
| 5(2)(b) | The Board shall appoint members of the Audit Committee who shall be non-executive directors of the company excepting Chairperson of the Board and shall include at least 1 (one) independent director; | √ | | |
| 5(2)(c) | All members of the audit committee should be "financially literate" and at least 1 (one) member shall have accounting or related financial management background and 10 (ten) years of such experience; | √ | | |

| Condition No. | Title | Compliance Status | | Remarks |
|---|---|---|---|---|
| | | Complied | Not Complied | |
| 5(2)(d) | When the term of service of any Committee member expires or there is any circumstance causing any Committee member to be unable to hold office before expiration of the term of service, thus making the number of the Committee members to be lower than the prescribed number of 3 (three) persons, the Board shall appoint the new Committee member to fill up the vacancy immediately or *not later than 60 (sixty) days* from the date of vacancy in the Committee to ensure continuity of the performance of work of the Audit Committee; | | | N/A |
| 5(2)(e) | The company secretary shall act as the secretary of the Committee; | √ | | |
| 5(2)(f) | The quorum of the Audit Committee meeting shall not constitute without at least 1 (one) independent director. | √ | | |
| **5(3)** | **Chairperson of the Audit Committee** | | | |
| 5(3)(a) | The Board shall select 1 (one) member of the Audit Committee to be Chairperson of the Audit Committee, who shall be an independent director; | √ | | |
| 5(3)(b) | In the absence of the Chairperson of the Audit Committee, the remaining members may elect one of themselves as Chairperson for that particular meeting, in that case there shall be no problem of constituting a quorum as required under condition No. 5(4)(b) and the reason of absence of the regular Chairperson shall be duly recorded in the minutes. | √ | | |
| 5(3)(c) | Chairperson of the Audit Committee shall remain present in the Annual General Meeting (AGM). | √ | | |
| **5(4)** | **Meeting of the Audit Committee** | | | |
| 5(4)(a) | The Audit Committee shall conduct at least its four meetings in a financial year. | √ | | |
| 5(4)(b) | The quorum of the meeting of the Audit Committee shall be constituted in presence of either two members or two-third of the members of the Audit Committee, whichever is higher, where presence of an independent director is a must. | √ | | |
| **5(5)** | **Role of Audit Committee** | | | |
| | The Audit Committee shall:- | | | |
| 5(5)(a) | oversee the financial reporting process; | √ | | |
| 5(5)(b) | monitor choice of accounting policies and principles; | √ | | |
| 5(5)(c) | monitor Internal Audit and Compliance process to ensure that it is adequately resourced, including approval of the Internal Audit and Compliance Plan and review of the Internal Audit and Compliance Report; | √ | | |
| 5(5)(d) | oversee hiring and performance of external auditors; | √ | | |
| 5(5)(e) | hold meeting with the external or statutory auditors for review of the annual financial statements before submission to the Board for approval or adoption; | √ | | |
| 5(5)(f) | review along with the management, the annual financial statements before submission to the Board for approval; | √ | | |
| 5(5)(g) | review along with the management, the quarterly and half yearly financial statements before submission to the Board for approval; | √ | | |
| 5(5)(h) | review the adequacy of internal audit function; | √ | | |
| 5(5)(i) | review the Management's Discussion and Analysis before disclosing in the Annual Report; | √ | | |
| 5(5)(j) | review statement of all related party transactions submitted by the management; | √ | | |
| 5(5)(k) | review Management Letters or Letter of Internal Control weakness issued by statutory auditors; | | | N/A |
| 5(5)(l) | Oversee the determination of audit fees based on scope and magnitude, level of expertise deployed and time required for effective audit and evaluate the performance the external auditors ; and | √ | | |
| 5(5)(m) | oversee whether the proceeds raised through Initial Public Offering (IPO) or Repeat Public Offering (RPO) or Rights Share Offer have been utilized as per the purposes stated in relevant offer document or prospectus approved by the Commission. | | | N/A |
| **5(6)** | **Reporting of the Audit Committee** | | | |
| **5(6)(a)** | **Reporting to the Board of Directors** | | | |
| 5(6)(a)(i) | The Audit Committee shall report on its activities to the Board. | √ | | |
| 5(6)(a)(ii) | The Audit Committee shall immediately report to the Board on the following findings, if any: | | | |
| 5(6)(a)(ii)(a) | report on conflicts of interests; | | | N/A |



| Condition No. | Title | Compliance Status | | Remarks |
|---|---|---|---|---|
| | | Complied | Not Complied | |
| 5(6)(a)(ii)(b) | suspected or presumed fraud or irregularity or material defect identified in the internal audit and compliance process or in the financial statements; | | | N/A |
| 5(6)(a)(ii)(c) | suspected infringement of laws, regulatory compliances including securities related laws, rules and regulations; and | | | N/A |
| 5(6)(a)(ii)(d) | any other matter which the Audit Committee deems necessary shall be disclosed to the Board immediately; | | | N/A |
| **5(6)(b)** | **Reporting to the Authorities** | | | |
| | If the Audit Committee has reported to the Board about anything which has material impact on the financial condition and results of operation and has discussed with the Board and the management that any rectification is necessary and if the Audit Committee finds that such rectification has been unreasonably ignored, the Audit Committee shall report such finding to the Commission, upon reporting of such matters to the Board for three times or completion of a period of 6 (six) months from the date of first reporting to the Board, whichever is earlier. | | | N/A |
| **5(7)** | **Reporting to the Shareholders and General Investors** | | | |
| | Report on activities carried out by the Audit Committee, including any report made to the Board under condition No. 5(6)(a)(ii) above during the year, shall be signed by the Chairperson of the Audit Committee and disclosed in the annual report of the issuer company. | √ | | |
| **6** | **Nomination and Remuneration Committee (NRC).** | | | |
| **6(1)** | **Responsibility to the Board of Directors** | | | |
| 6(1)(a) | The company shall have a Nomination and Remuneration Committee (NRC) as a sub-committee of the Board; | √ | | |
| 6(1)(b) | The NRC shall assist the Board in formulation of the nomination criteria or policy for determining qualifications, positive attributes, experiences and independence of directors and top level executive as well as a policy for formal process of considering remuneration of directors, top level executive; | √ | | |
| 6(1)(c) | The Terms of Reference (ToR) of the NRC shall be clearly set forth in writing covering the areas stated at the condition No.6(5)(b). | √ | | |
| **6(2)** | **Constitution of the NRC** | | | |
| 6(2)(a) | The Committee shall comprise of at least three members including an independent director; | √ | | |
| 6(2)(b) | "(b) *At least 02 (two) members* of the Committee shall be non-executive directors;" | √ | | |
| 6(2)(c) | Members of the Committee shall be nominated and appointed by the Board; | √ | | |
| 6(2)(d) | The Board shall have authority to remove and appoint any member of the Committee; | √ | | |
| 6(2)(e) | In case of death, resignation, disqualification, or removal of any member of the Committee or in any other cases of vacancies, the board shall fill the vacancy within 180 (one hundred eighty) days of occurring such vacancy in the Committee; | √ | | |
| 6(2)(f) | The Chairperson of the Committee may appoint or co-opt any external expert and/or member(s) of staff to the Committee as advisor who shall be non-voting member, if the Chairperson feels that advice or suggestion from such external expert and/or member(s) of staff shall be required or valuable for the Committee; | √ | | |
| 6(2)(g) | The company secretary shall act as the secretary of the Committee; | √ | | |
| 6(2)(h) | The quorum of the NRC meeting shall not constitute without attendance of at least an independent director; | √ | | |
| 6(2)(i) | No member of the NRC shall receive, either directly or indirectly, any remuneration for any advisory or consultancy role or otherwise, other than Director's fees or honorarium from the company. | √ | | |
| **6(3)** | **Chairperson of the NRC** | | | |
| 6(3)(a) | The Board shall select 1 (one) member of the NRC to be Chairperson of the Committee, who shall be an independent director; | √ | | |
| 6(3)(b) | In the absence of the Chairperson of the NRC, the remaining members may elect one of themselves as Chairperson for that particular meeting, the reason of absence of the regular Chairperson shall be duly recorded in the minutes; | √ | | |
| 6(3)(c) | The Chairperson of the NRC shall attend the annual general meeting (AGM) to answer the queries of the shareholders. | √ | | |



| Condition No. | Title | Compliance Status | | Remarks |
|---|---|---|---|---|
| | | Complied | Not Complied | |
| **6(4)** | **Meeting of the NRC** | | | |
| 6(4)(a) | The NRC shall conduct at least one meeting in a financial year; | √ | | |
| 6(4)(b) | The Chairperson of the NRC may convene any emergency meeting upon request by any member of the NRC; | √ | | |
| 6(4)(c) | The quorum of the meeting of the NRC shall be constituted in presence of either two members or two third of the members of the Committee, whichever is higher, where presence of an independent director is must as required under condition No. 6(2)(h); | √ | | |
| 6(4)(d) | The proceedings of each meeting of the NRC shall duly be recorded in the minutes and such minutes shall be confirmed in the next meeting of the NRC | √ | | |
| **6(5)** | **Role of the NRC** | | | |
| 6(5)(a) | NRC shall be independent and responsible or accountable to the Board and to the shareholders; | √ | | |
| 6(5)(b) | NRC shall oversee, among others, the following matters and make report with recommendation to the Board: | | | |
| 6(5)(b)(i) | formulating the criteria for determining qualifications, positive attributes and independence of a director and recommend a policy to the Board, relating to the remuneration of the directors, top level executive, considering the following: | | | |
| 6(5)(b)(i)(a) | the level and composition of remuneration is reasonable and sufficient to attract, retain and motivate suitable directors to run the company successfully; | √ | | |
| 6(5)(b)(i)(b) | the relationship of remuneration to performance is clear and meets appropriate performance benchmarks; and | √ | | |
| 6(5)(b)(i)(c) | remuneration to directors, top level executive involves a balance between fixed and incentive pay reflecting short and long-term performance objectives appropriate to the working of the company and its goals; | √ | | |
| 6(5)(b)(ii) | devising a policy on Board's diversity taking into consideration age, gender, experience, ethnicity, educational background and nationality; | √ | | |
| 6(5)(b)(iii) | identifying persons who are qualified to become directors and who may be appointed in top level executive position in accordance with the criteria laid down, and recommend their appointment and removal to the Board; | √ | | |
| 6(5)(b)(iv) | formulating the criteria for evaluation of performance of independent directors and the Board; | √ | | |
| 6(5)(b)(v) | identifying the company's needs for employees at different levels and determine their selection, transfer or replacement and promotion criteria; and | √ | | |
| 6(5)(b)(vi) | developing, recommending and reviewing annually the company's human resources and training policies; | √ | | |
| 6(5)(c) | The company shall disclose the nomination and remuneration policy and the evaluation criteria and activities of NRC during the year at a glance in its annual report. | √ | | |
| **7** | **External or Statutory Auditors.** | | | |
| 7(1) | The issuer company shall not engage its external or statutory auditors to perform the following services of the company, namely:- | | | |
| 7(1)(i) | appraisal or valuation services or fairness opinions; | √ | | |
| 7(1)(ii) | financial information systems design and implementation; | √ | | |
| 7(1)(iii) | book-keeping or other services related to the accounting records or financial statements; | √ | | |
| 7(1)(iv) | broker-dealer services; | √ | | |
| 7(1)(v) | actuarial services; | √ | | |
| 7(1)(vi) | internal audit services or special audit services; | √ | | |
| 7(1)(vii) | any service that the Audit Committee determines; | √ | | |
| 7(1)(viii) | audit or certification services on compliance of corporate governance as required under condition No. 9(1); and | √ | | |
| 7(1)(ix) | any other service that creates conflict of interest. | √ | | |
| 7(2) | No partner or employees of the external audit firms shall possess any share of the company they audit at least during the tenure of their audit assignment of that company; his or her family members also shall not hold any shares in the said company: | √ | | |

SHAFIQ BASAK & CO. CHATTOGRAM CHARTERED ACCOUNTANTS

| Condition No. | Title | Compliance Status | | Remarks |
|---|---|---|---|---|
| | | Complied | Not Complied | |
| 7(3) | Representative of external or statutory auditors shall remain present in the Shareholders' Meeting (Annual General Meeting or Extraordinary General Meeting) to answer the queries of the shareholders. | √ | | |
| **8** | **Maintaining a website by the Company.** | | | |
| 8(1) | The company shall have an official website linked with the website of the stock exchange. | √ | | |
| 8(2) | The company shall keep the website functional from the date of listing. | √ | | |
| 8(3) | The company shall make available the detailed disclosures on its website as required under the listing regulations of the concerned stock exchange(s). | √ | | |
| **9** | **Reporting and Compliance of Corporate Governance:-** | | | |
| 9(1) | The company shall obtain a certificate from a practicing Professional Accountant or Secretary (Chartered Accountant or Cost and Management Accountant or Chartered Secretary) other than its statutory auditors or audit firm on yearly basis regarding compliance of conditions of Corporate Governance Code of the Commission and shall such certificate shall be disclosed in the Annual Report. | √ | | |
| 9(2) | The professional who will provide the certificate on compliance of this Corporate Governance Code shall be appointed by the shareholders in the annual general meeting. | √ | | |
| 9(3) | The directors of the company shall state, in accordance with the **Annexure-C** attached, in the directors' report whether the company has complied with these conditions or not. | √ | | |



# MANAGEMENT DISCUSSION AND ANALYSIS (MD&A)

For the year ended 30 June 2026

## 1. Industry Overview

The Company's business remains closely linked to Bangladesh's export-oriented Ready-Made Garment (RMG) industry. During FY 2025–2026, the operating environment continued to require manufacturers to manage changing customer demand, competitive pricing and pressure on input and operating costs. As a backward-linkage supplier, the Company's performance is influenced by customers' order flows, production schedules and sourcing requirements. Maintaining product quality, delivery reliability and cost competitiveness therefore remains essential

## 2. Company Performance Summary

During FY 2025–2026, the Company recorded revenue of Tk. 280.70 crore, compared with Tk. 288.82 crore in the previous year, a decrease of 2.81%. Gross profit declined by 7.68% to Tk. 45.83 crore, and gross profit margin moderated to 16.33% from 17.19%. Despite these pressures, profit after tax increased marginally to Tk. 16.45 crore from Tk. 16.37 crore, reflecting a stable bottom-line performance.

The Company's performance reflects the importance of connecting procurement, production planning, cost control and customer requirements. Management continued to focus on operational discipline and prudent financial management to mitigate the impact of the challenging cost environment.

## 3. Segment and Product-wise Performance

**The Company's core operations comprise two principal segments:**

Packaging products, including cartons, poly bags, and paperboard items; and

Trims and accessories, including labels, tags, and thread items.

Both segments performed steadily, with packaging products contributing the majority of revenue growth. Ongoing modernization in printing and finishing facilities enhanced product precision and client satisfaction.

## 4. Financial Highlights

| Indicator | FY 2025-26 | FY 2024-25 | Change |
|---|---|---|---|
| Revenue | Tk. 280.70 crore | Tk. 288.82 crore | ↓ 2.81% |
| Gross Profit | Tk. 45.83 crore | Tk. 49.64 crore | ↓ 7.68% |
| Gross Margin | 16.33% | 17.19% | ↓ 0.86 pp |
| Net Profit After Tax | Tk. 16.45 crore | Tk. 16.37 crore | ↑ 0.44% |
| Net Profit Margin | 5.86% | 5.67% | ↑ 0.19 pp |
| Earnings Per Share (EPS) | Tk. 2.20 | Tk. 2.19 | Broadly stable |
| Net Asset Value (NAV) per Share | Tk. 28.91 | Tk. 27.71 | ↑ 4.33% |
| Net Operating Cash Flow Per Share (NOCFPS) | Tk. (2.52) | Tk. 2.19 | ↓ due to higher supplier payment |

## 5. Discussion on Financial Position and Liquidity

Shareholders' equity increased to Tk. 216.06 crore as at 30 June 2026 from Tk. 207.09 crore in the previous year, while NAV per share improved to Tk. 28.91 from Tk. 27.71. Current liabilities decreased by approximately 17.71% to Tk. 196.25 crore, and non-current liabilities declined to Tk. 19.19 crore.

NOCFPS was negative at Tk. 2.52 per share, compared with positive Tk. 2.19 in FY 2024–2025. The current-year financial highlights attribute this movement to higher supplier payments. Management will continue to monitor customer collections, supplier settlements and working-capital requirements to support liquidity and timely fulfilment of financial commitments

## 6. Cost and Efficiency Management

Gross margin came under pressure during the year, indicating the need for continued attention to raw-material procurement, manufacturing overheads and production efficiency. Management's focus remains on disciplined budgeting, effective production planning, maintenance, resource utilisation and wastage control. Capital expenditure on fixed assets and capital work-in-progress amounted to Tk. 2.74 crore during the year, compared with Tk. 1.37 crore in the previous year.

## 7. Risks and Concerns

Key business risks include fluctuations in raw-material prices, foreign-exchange exposure, changes in customer demand, competitive pricing and working-capital requirements. The Company seeks to manage these risks through supplier coordination, cost monitoring, operational controls and prudent working-capital management, with oversight through its established governance and risk-management processes

## 8. Outlook and Future Direction

The Company's outlook will remain linked to the performance of the global apparel industry and the order position of its customers. Management will continue to focus on strengthening customer relationships, improving production efficiency and capacity utilisation, enhancing cost competitiveness, maintaining financial discipline, and pursuing sustainable manufacturing practices. These priorities reflect the Annual Report theme, “Connecting Every Detail,” by aligning people, processes, products and customer expectations towards long-term business resilience

## 9. Related Party Transactions

Related-party transactions, where applicable, are conducted in accordance with the applicable regulatory requirements and the Company's established approval procedures. Details are disclosed in the relevant note to the audited financial statements

## 10. Extraordinary Items and Seasonality

No information indicating any extraordinary or non-recurring item materially affecting the year's results, or any material seasonal variation in the Company's business, was provided in the financial highlights reviewed. The final wording should be confirmed against the audited financial statements.

## 11. Conclusion

The Company maintained its profitability and strengthened its shareholders' equity despite a decline in revenue and gross margin. Management acknowledges the continued support of shareholders, customers, suppliers, bankers and employees. Going forward, the Company will remain focused on disciplined execution, operational efficiency and sustainable business practices, connecting every detail that contributes to customer confidence and long-term value creation.

**Signed on behalf of Management**



**Debasis Daspal**
Chief Executive Officer

# COLLABORATION

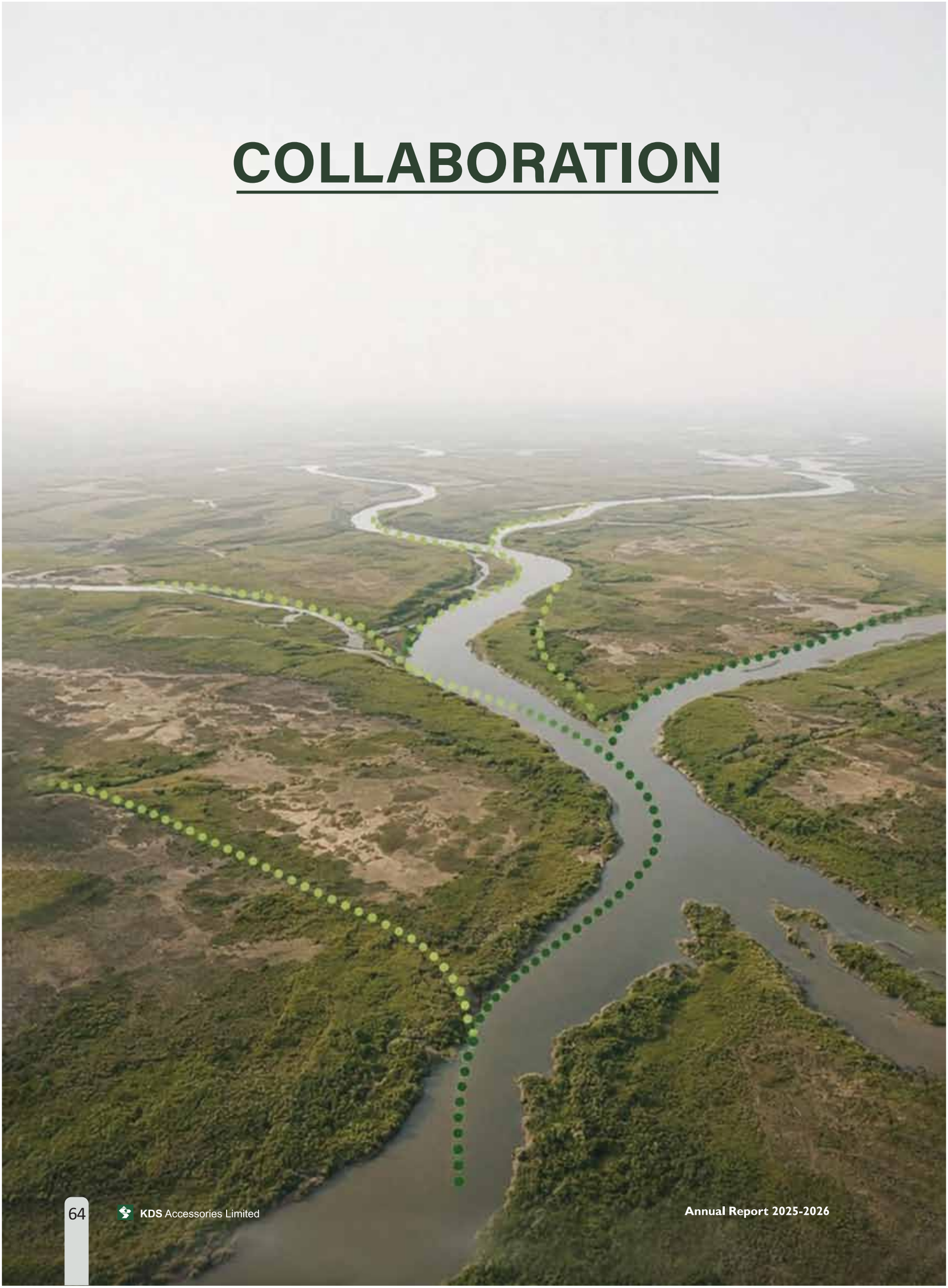

# FINANCIAL HIGHLIGHTS

ANNEXURE - E

| Particulars | Amount in BDT. Million | | | | |
|---|---|---|---|---|---|
| | 2025-2026 | 2024-2025 | 2023-2024 | 2022-2023 | 2021-2022 |
| **Assets Employed** | | | | | |
| Non Current Assets | 980.67 | 1,041.30 | 1,118.94 | 1,207.47 | 1,291.25 |
| Net Current Assets (Current Assets - Current Liabilities) | 1,371.80 | 1,232.11 | 1,041.94 | 896.24 | 774.30 |
| **Total Assets Employed** | **2,352.47** | **2,273.41** | **2,160.88** | **2,103.71** | **2,065.55** |
| **Financed by** | | | | | |
| Share Capital | 747.41 | 747.41 | 711.82 | 711.82 | 711.82 |
| Share Premium | 120.00 | 120.00 | 120.00 | 120.00 | 120.00 |
| Revaluation Reserve | 214.39 | 214.39 | 214.39 | 214.39 | 214.39 |
| Retained Earnings | 1,078.78 | 989.05 | 896.48 | 813.91 | 774.55 |
| **Shareholders' Equity** | **2,160.59** | **2,070.86** | **1,942.70** | **1,860.12** | **1,820.76** |
| Long Term Borrowings | 5.17 | 27.76 | 53.77 | 82.56 | 101.68 |
| Defined benefit obligations - Gratuity | 182.70 | 161.79 | 145.06 | 137.30 | 119.46 |
| Deferred Tax Liabilities | 4.02 | 13.01 | 19.35 | 23.73 | 23.66 |
| **Total Capital Employed** | **2,352.47** | **2,273.41** | **2,160.88** | **2,103.71** | **2,065.55** |
| **Operational Result** | | | | | |
| Revenue | 2,806.97 | 2,888.16 | 2,530.68 | 2,794.57 | 3,199.68 |
| Gross Profit | 458.31 | 496.45 | 458.23 | 555.02 | 496.70 |
| Profit from Operations | 158.33 | 217.42 | 211.64 | 318.58 | 243.88 |
| Profit before Interest, Taxes & Depreciation Allowances | 236.49 | 298.73 | 298.90 | 407.94 | 335.04 |
| Profit before Income Tax | 198.50 | 192.80 | 189.51 | 197.23 | 188.59 |
| Profit after Income Tax | 164.47 | 163.75 | 153.76 | 153.25 | 165.73 |
| **Ratios** | | | | | |
| Gross Profit Ratio - % | 16.33% | 17.19% | 18.11% | 19.86% | 15.52% |
| Net Profit Ratio - % | 5.86% | 5.67% | 6.08% | 5.48% | 5.18% |
| EBITDA Margin to Sales - % | 8.42% | 10.34% | 11.81% | 14.60% | 10.47% |
| Return on Shareholders Equity - % | 7.61% | 7.91% | 7.91% | 8.24% | 9.10% |
| Return on Capital Employed - % | 6.99% | 7.20% | 7.12% | 7.28% | 8.02% |
| Current Ratio - Times | 1.70 | 1.52 | 1.56 | 1.39 | 1.30 |
| Quick Ratio - Times | 1.33 | 1.19 | 1.25 | 1.05 | 0.96 |
| Inventory Turnover Ratio - Times | 3.15 | 3.57 | 3.06 | 2.72 | 3.46 |
| Assets Turnover Ratio - Times | 1.30 | 0.66 | 0.60 | 0.62 | 0.76 |
| Debt Equity Ratio - Times | 1.00 | 1.25 | 1.08 | 1.35 | 1.55 |
| Interest Coverage Raito - Times | 4.27 | 10.30 | 11.66 | 1.72 | 3.97 |
| Price/Earning (P/E) Ratio - Times | 24.18 | 18.03 | 17.55 | 35.76 | 25.77 |
| Earning Per Share (EPS) - Taka* | 2.20 | 2.19 | 2.16 | 2.15 | 2.33 |
| Net Operating Cash Flow Per Share (NOCFPS) - Taka | (2.52) | 2.19 | 11.38 | (8.97) | (8.97) |
| Dividend Per Share (DPS) - Taka | 1.00 | 1.00 | 1.00 | 1.00 | 1.60 |
| Net Assets Value (NAV) Per Share - Taka | 28.91 | 27.71 | 27.29 | 26.13 | 25.58 |
| Market Price per share as on 30 June - Taka | 53.20 | 39.50 | 37.90 | 77.00 | 60.00 |
| Market Capitalization at 30 June - Taka (mn) | 3,976.25 | 2,952.29 | 2,697.81 | 5,481.04 | 4,270.94 |
| **Weighted Average Number of Share - in mn(to determine EPS) | 74.74 | 74.74 | 71.18 | 71.18 | 71.18 |
| **Number of Share - in mn (to determine NAVPS & OCFPS) | 74.74 | 74.74 | 71.18 | 71.18 | 71.18 |

## RELATED PARTY TRANSACTIONS

ANNEXURE-G

During the year the Company carried out a number of transactions with related parties in the normal course of business on an arms' length basis. Names of those related parties, nature of those transactions and their total value have been set out in accordance with the provisions of IAS-24: Related Party Disclosures.

| Sl No | Name of Related Parties | Relationship | Nature of Transactions | Balance as on 01 July 2025 | Transaction during the year (Net) | Balance as on 01 June 2026 |
|---|---|---|---|---|---|---|
| 1. | KDS Fashion Limited | Common Directorship | Receivable Against Sales | 139,230,767 | (53,552,628) | 85,678,139 |
| 2. | KDS Garments Industries Limited | Common Directorship | Receivable Against Sales | 44,336,859 | 39,667,844 | 84,004,702 |
| 3. | KDS IDR Limited | Common Directorship | Receivable Against Sales | 135,696,764 | 21,548,386 | 157,245,150 |
| 4. | KDS Apparels Limited | Common Directorship | Receivable Against Sales | 3,946,634 | 3,022,216 | 6,968,850 |
| 5. | KDS Poly Industries Limited | Common Directorship | Short Term Loan | 50,835,617 | (2,572,088) | 48,263,529 |
| 6. | KDS Thread Limited | Common Directorship | Short Term Loan | 944,639,582 | (243,646,433) | 700,993,149 |

## SHAREHOLDING PATTERN AS ON 30 JUNE 2026

ANNEXURE-H

a) Shareholding Pattern of the Company as on 30 June 2026 was a s below.

| Name/Particulars of Shareholders | Number of Shares | % of total Shareholding |
|---|---|---|
| i) Directors & Sponsors | | |
| Mr. Khalilur Rahman | 32,129,198 | 42.99% |
| Mr. Salim Rahman | 10,531,861 | 14.09% |
| Ms. Tahsina Rahman | 2,873,298 | 3.84% |
| KDS Garments Industries Limited Represented by Mr. Asif Md Tanvir Hossain FCA | 1,503,512 | 2.01% |
| Ms. Hasina Iqbal | 771,108 | 1.03% |
| Ms. Tahmina Rahman | 454 | 0.00% |
| **Total of Directors & Sponsors** | **47,809,431** | **63.97%** |
| ii) General Public | 16,027,032 | 21.44% |
| iii) Institutions | 10,905,016 | 14.59% |
| **Grand Total (i++)** | **74,741,479** | **100.00%** |

b) Parent Subsidiary / Associated Companies and other related parties:

| Name | Relation | No. of Shares Hold |
|---|---|---|
| KDS Garments Industries Limited | Group Company | 1,503,512 |
| Total | | 1,503,512 |

c) Directors/Sponsors/CEO/CFO/CS/Head of Internal Audit and their spouses and minor children:

| Name | Relation | No. of Shares Hold |
|---|---|---|
| Mr. Khalilur Rahman | Chairman | 32,129,198 |
| Mr. Salim Rahman | Managing Director | 10,531,861 |
| Ms. Tahsina Rahman | Director | 2,873,298 |
| KDS Garments Industries Limited Represented by Mr. Asif Md Tanvir Hossain FCA | Director | 1,503,512 |
| Professor Sarwar Jahan | Independent Director | - |
| Ms. Hasina Iqbal | Sponsor | 771,108 |
| Ms. Tahmina Rahman | Sponsor | 454 |
| Mr. Debasis Daspal | CEO | 357 |
| Mr. Biplob Kanti Banik FCA | CFO | - |
| Mr. Mohammad Ilias | Company Secretary | - |
| Mr. H M Morshed Jahan | Incharge, Internal Audit & Compliance | - |

d) Shareholding status of top 5 employees other than CEO, CFO. CS & HIA:

| Name | Relation | No. of Shares Hold |
|---|---|---|
| Mr. Shahab Uddin Mohd Jaffar | COO | - |
| Mr. Anwar-Ul-Azam | VP-HR, Compliance & Operation | - |
| Mr. Abu Taher | GM-Sales | - |
| Mr. Abdur Rouf Mollah | GM-Button | - |
| Mr. A.K.S Parvez | GM-Packaging | - |

e) Shareholders holding 10% or more voting interest in the company.

| Name | Relation | No. of Shares Hold |
|---|---|---|
| Mr. Khalilur Rahman | Chairman | 32,129,198 |
| Mr. Salim Rahman | Managing Director | 10,531,861 |

ANNEXURE - I

## DIRECTORSHIP IN OTHER COMPANIES
## As on 30 June, 2026

| | Name of the Directors | | | | |
|---|---|---|---|---|---|
| Name of Company | Mr. Khalilur Rahman | Mr. Salim Rahman | Ms. Tahsina Rahman | KDS Garments Industries Limited Represented by Mr. Asif Md Tanvir Hossain FCA | Professor Sarwar Jahen |
| KDS Garments Industries Limited | Chairman | Managing Director | - | - | - |
| KDS Apparels Limited | Chairman | Managing Director | - | - | - |
| KDS Fashion Limited | Chairman | Managing Director | - | - | - |
| KDS Textile Mills Limited | Chairman & MD | Director | - | - | - |
| KDS Thread Limited | Chairman | Managing Director | - | - | - |
| KDS Poly Industries Limited | Chairman | Managing Director | - | - | - |
| KDS Logistics Limited | Chairman | Managing Director | - | - | - |
| KY Steel Mills Limited | Managing Director | - | Chairman | - | - |
| KYCR Coil Industries Limited | Managing Director | Chairman | Director | - | - |
| Steel Accessories Limited | Chairman | Managing Director | - | - | - |
| Pragati Life Insurance Limited | Chairman | - | - | - | - |
| Pragati Insurance Limited | Director | - | - | - | - |
| National Bank PLC | Director | - | - | - | - |
| AIBL Capital Market Services Limited | Chairman | - | - | - | - |
| Al-Arafah Islami Bank PLC | Director | Director | - | - | - |

# STAKEHOLDER ENGAGEMENT AND COMMUNICATION

At KDS Accessories Ltd., we recognize that strong relationships with our stakeholders are essential for sustainable growth and success. We are committed to maintaining open, transparent, and regular communication with all our stakeholders, which include shareholders, employees, clients, suppliers, regulatory bodies, and the communities we operate in. Our stakeholder engagement strategies are designed to ensure that we address stakeholder concerns, align with their expectations, and build lasting trust.

## STAKEHOLDERS

We prioritize transparency in our communication with shareholders. Through regular updates, annual reports, and the Annual General Meeting (AGM), we provide comprehensive insights into our financial performance, strategic direction, and sustainability initiatives. Our Investor Relations portal is a key resource for shareholders to access timely information and raise queries.



## EMPLOYEES

Engagement with employees is fostered through internal communication channels, regular feedback sessions, training programs, and welfare initiatives. We ensure that our workforce is informed about company goals, safety measures, and development opportunities, promoting a sense of ownership and belonging.

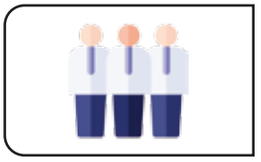

## CLIENTS AND PARTNERS

We maintain close relationships with our clients and partners, providing consistent quality, timely delivery, and responsive service. Regular meetings, performance reviews, and feedback channels ensure that we continue to meet the expectations of our valued clients, including those like Kantoor and Timberland.



## SUPPLIERS

Our suppliers are essential to our supply chain integrity. We work closely with them, establishing long-term partnerships based on trust,quality,and compliance with our ethical standards.



## COMMUNITY ENGAGEMENT

As part of our corporate social responsibility, we actively engage with local communities through educational support,health programs, and environmental initiatives. Our community outreach reflects our commitment to creating a positive social impact.



Through these engagement practices, KDS Accessories Ltd. fosters meaningful relationships that contribute to long-term growth and mutual success.

# PRODUCT SEGMENT

**WE DELIVER INNOVATION, EFFICIENT & VALUE DRIVEN SOLUTIONS FOR OUR ESTEEMED CUSTOMERS**



THINK STRENGTH & ROBUSTNESS

# KDS CARTON

## CORRUGATED CARTON

**BDT 2,367.67 mn**

- 100,000 AVERAGE SIZE BOXES/DAY.
- HIGHEST SINGLE PLANT CAPACITY.
- HIGH SPEED DIE CUTTING MACHINES TO PRODUCE COMPLEX DESIGN.
- AUTOMATIC PRINTING AND GLUING MACHINES.
- IMS (ISO-9001:2015, ISO-14001:2015, BS OHSAS-18001:2007) CERTIFIED.
- IN HOUSE TESTING LAB.
- OVER 30 YEARS OF PLANT ENGINEERING EXPERIENCE.



# BUTTON

## BDT 161.62 mn




### Using import raw materials from Europe

## ATTACH YOUR FASHION WITH OUR FINEST COLLECTION PF BUTTON

- Free from any RSL-substance like lead, cadmium, nickel and chromium or any Azo-Compound and phthalate.
- Using world branded machineries.
- Full scale testing laboratories.
- Laser with turning machines. (with color logo/side logo machine).
- All types of plastic button, specially hom and sheet buttons.
- Button size started from 13L to 60L.

# HANGER

**BDT 05.14 mn**

- More than 15,000 hangers a day
- Primary materials : PP, PS & Clean [ POLYSTYRENE]
- 7 Inject on molding machines, capital ranging from 150 to 500 toms
- Pantone color code size tab color matching system
- Tooling design & production facilities
- IMS certified (ISO 9001:2015, ISO 14001:2015 & BS OHSAS 18001:2007) System






# WOVEN LABEL

**BDT 05.95 mn**

## WE WEAVE YOUR DREAMS ON OUR FINE WOVEN LABEL

- HIGH SPEED ALIRJET LOOMS-REDUCED LEAD TIME PER BOOKING.
- ULTRASONIC SLITTING-SOFT EDGE WOVEN REQUIREMENTS
- UPDATED TEXTILE CAD SYSTEMS-WEAVING ACCURACY
- HIGH SKILLED TECHNICIANS & PRODUCT DEVELOPMENT TEAM.
- 100% QC SYSTEM FOR ALL PRODUCTIONS & RAW MATERIALS
- NEEDLE LOOMS-WOVEN EDGE LABEL REQUIREMENTS
- HIGH COLOR ACCURACY THROUGH SPECTROPHOTOMETER MEASURING.
- IN-HOUSE COLOR FASTNESS TESTING CAPABILITIES
- OEKO-TEX@ STANDARD 100 CERTIFIED FOR HUMAN-ECOLOGICAL REQUIREMENTS/BABY ARTICLES.



# ELASTIC & NARROW FABRIC

**BDT 116.22 mn**




## COMPLEMENTING THE APPAREL LUXURY AND COMFORT THROUGH OUR ELASTIC & NARROW FABRIC

- IN-HOUSE WARPING FACILITIES.
- IN-HOUSE STARCHING AND FINISHING REQUIREMENTS.
- HIGH PRESSURE RIBBON CALENDARING MACHINE.
- ABILITY TO WEAVE JACQUARD DESIGN WOVEN ELASTICS OF BOTH NYLON AND POLYESTER.
- CAN WEAVE COTTON, NYLON AND POLYESTER RIBBONS.



# OFFSET PRINTING

**BDT 39.92 mn**

## HEIGHTEN YOUR BRAND WITH OUR PRINTING PROFICIENCY

- COMPLETE PRE-PRESS CAPABILITIES.
- USING FSC CERTIFIED PAPER SOURCE.
- IN-HOUSE PRINT QUALITY TESTING EQUIPMENT'S.
- 100% QC SYSTEM FOR ALL PRODUCTION & RAW MATERIALS.
- GRAPHIC DESIGN DEPT. WITH LATEST MAC OS & WINDOWS OS.
- SECURED DATA TRANSFER SYSTEM FOR GRAPHIC DESIGN/VARIABLE DATA.
- COLOR QUALITY MANAGEMENT BY SPECTROPHOTOMETER & I-COLOR SOFTWARE.

# PRINTED FABRIC LABEL

**BDT 4800 4mm**



## ENHANCE YOUR BRAND SOPHISTICAETION

**HIGH SPEED FLEXO PRINTING MACHINES-REDUCED LEAD TIME PER BOOKING.**

**PRINTED CLINDER AVAILABILITY TO PRINT ANY LENGTH 10MMTO 340MM.**

**VERY HIGH PRINT ACCURACY USING DILFFERENT ANILOXFULL IN-HOUSE PRE-PRESS CAPABILTIES.**

**IN-HOUSE RIBBON PRODUCTION FACILITY.**

**ADDITIONAL INK CURING FACILITY TO ASSURE WASH FASTNESS.**

**OEKO-TEX@ STANDARD 100 CERTIFIED FOR HUMAN-ECOLOGICAL REQUIREMENTS BABY ARTICLES.**








# GUM TAPE

## BDT 49.08 mn



## GREAT CLOSURE STRENGHT SINCE PERMANENT BOND

**A COMPLETE BARRIER TO EXCUTE DUST AND DIRT.**

**PRESERVES THE HYGIENIC INTEGRITY OF THE CONTENTS.**

**TOTAL PROTECTION AGAINST VERMIN SUCH AS RODENTS.**

**TANPER EVIDENCE, TAPE BONDS TO CARTON.**

**COST EFFECTIVE, SHORTER LENGTHS ARE REQUIRED.**

**EASILY AND SECURELY PRINTED OR CODED.**

# HEAT TRANSFER

## BDT 13.33 mn























## TAG FREE LABELING WITH OUR HEAT TRANSFER PRINTING FACILITY

- COMPLETE PRE-PRESS CAPABILITIES.
- A RANGE OF MODERN HEAT TRANSFER SYSEMS.
- ECO-FRIENDLY, AZO, APEO, PVC, DOP FREE STICKER TRANSFER (CARCINOGENIC ITEMS).
- SUPER QUALITY PRODUCTION WITH HIGHER PRODUCTION CAPACITY.
- CAN PRODUCE IMAGE TRANSFER, SUBLIMATION PRINTING.
- OVERALL SATISFACTION

# INDEPENDENT
# AUDITORS' REPORT & FINANCIALS

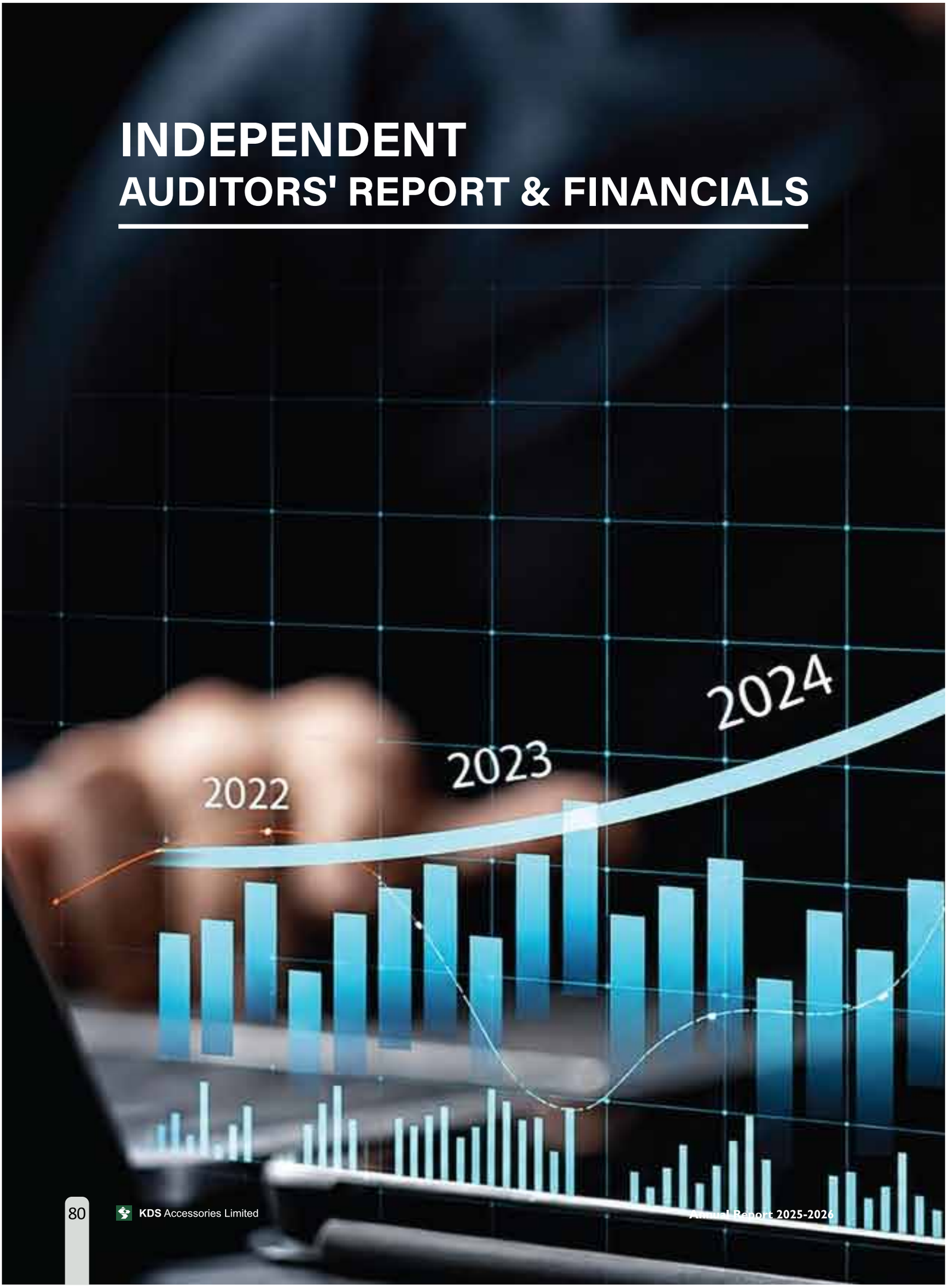


2026
2025

## INDEPENDENT AUDITORS REPORT
**To the Shareholders of KDS Accessories Limited**

**Report on the Audit of the Financial Statements**

### Opinion

We have audited the financial statements of KDS ACCESSORIES LIMITED (the Company), which comprise the Statement of Financial Position as at 30 June 2026, and the Statement of Profit or loss and Other Comprehensive Income, Statement of Changes in Equity and Statement of Cash Flows for the year then ended, and notes to the financial statements, including material accounting policy information.

In our opinion, the accompanying financial statements present fairly, in all material respects, the financial position of the Company as at 30 June 2026 and its financial performance and cash flows for the year then ended in accordance with International Financial Reporting Standards (IFRSs) and comply with the Companies Act, 1994, the Securities and Exchange Rules, 2020 and other applicable laws and regulations.

### Basis of opinion

We conducted our audit in accordance with International Standards on Auditing (ISAs). Our responsibilities under those standards are further described in the Auditor's Responsibilities for the Audit of the Financial Statements section of our report. We are independent of the Company inaccordance with the International Ethics Standards Board for Accountants' Code of Ethics for Professional Accountants (IESBA Code), together with the ethical requiements that are relevent to our audit of the financial statements, and we have fulfilled our other ethical responsibilities in accordancewith these requirements and the IESBA Code. We believe that the audit evidence we have obtained is sufficient and appropriate to provide a basis for our opinion.

### Key Audit Matters

Key audit matters are those matters that in our professional judgment, were of most significance in the audit of the financial statements for the year ended 30 June 2026. These matters were addressed in the context of our audit of the financial statements as a whole, and in forming our opinion thereon, and we do not provide a separate opinion on these matters. For each matter below, our description of how our audit addressed the matter is provided in that context.

We have fulfilled the responsibilities described in the Auditor's responsibilities for the audit of the financial statements section of our report, including in relation to these matters. Accordingly, our audit included the performance of procedures designed to respond to our assessment of the risks of material misstatement of the financial statements. The results of our audit procedures, including the procedures performed to address the matters below,provide the basis for our audit opinion on the accompanying financial statements.

| | Key audit matters | How our audit addressed the key audit matter |
|---|---|---|
| | **Revenue Recognition** | |
| | **Referring to the Note 28 and Note 7.12 to the financial statements**<br><br>Revenue is a key measure of the Company's performance and a focus area for users of the financial statements.<br><br>For the year ended 30 June 2026, the Company recognised revenue of BDT 2,806.97 million, derived principally from export sales of Carton, Label, Elastics and narrow fabrics, Offset printing, Heat transfer printing, Button, Gum Tape, Hanger. The Company recognises revenue upon transfer of control as per IFRS 15 Revenue from Contracts with Customers. | Our audit procedures included the following:<br><br>• Obtained an understanding of the Company's revenue processes, and evaluating the design and implementation of relevant controls over revenue recognition.<br><br>• Performed walk through test to understand the adequacy and the design of the revenue cycle.<br><br>• Tested a sample of revenue transactions with supporting documentation to assess whether revenue was recognised appropriately. |

| | Revenue Recognition (Continued) | How our audit addressed the key audit matter |
|---|---|---|
| | We identified revenue recognition as a key audit matter because revenue is a key performance indicator of the Company, which gives rise to an inherent risk of misstatement. This risk is increased by the high volume of transactions from which revenue is recognised and by the judgement involved in determining the timing and amount of revenue recognised | • Performed cut-off testing on a sample of transactions recorded before and after the reporting date to assess whether revenue was recognised in the correct period<br>• Conducted analytical procedures such as trend analysis, ratio analysis, and variance analysis on a sample basis.<br>• Obtained and reviewed supporting documents for sales transactions recorded.<br>• Assessed the adequacy and appropriateness of the related disclosures in the financial statements against the requirements of IFRS 15 |

| | Identification and completeness of disclosure of related party transactions | |
|---|---|---|
| | **Referring to the Note 15 and Note 40.02 to the financial statements** | Our procedures in relation to the accuracy and completeness of disclosure of related parties' transactions included the following: |
| | We considered the identification and completeness of disclosure of related party transactions as set out in respective notes to the financial statements as a key audit matter due to high volume of business transactions with related parties during the year ended 30 June 2026. | • Obtained an understanding of the Company's processes and controls for identifying, authorising, approving and recording related party<br>• Tested, on a sample basis, related party transactions with the underlying contracts and other documents and for appropriate authorization and approval for such transactions.<br>• obtained written representations from management and those charged with governance regarding the completeness of related party relationships and transactions.<br>• Obtained balance confirmation from the related parties.<br>• Read minutes of shareholder meetings, board meetings and minutes of meetings of those charged with governance in connection with transaction with related parties effected during the year.<br>• Evaluated the completeness of the disclosures through reading of statutory information, books and records and other documents obtained during the course of our audit. |

**Reporting on other information**

Management is responsible for the other information. The other information comprises the information included in the annual report, but does not include the financial statements and our auditor's report thereon. The draft annual report is expected to be made available to us after the date of this auditor's report but before finalization of the annual report.

Our opinion on the financial statements does not cover the other information and we do not express any form of assurance conclusion there on.

In connection with our audit of the financial statements, our responsibility is to read the other information identified above when it becomes available and, in doing so, consider whether the other information is materially inconsistent with the financial statements or our knowledge obtained in the audit or otherwise appears to be materially misstated. If, based on the work we have performed on the other information that we obtained prior to the date of this auditor's report, we conclude that there is a material misstatement of this other information, we are required to report that fact. We have nothing to report in this regard.

When we read the remaining components of the annual report, if we conclude that there is a material misstatement therein, we will communicate the matter to those charged with governance of the Company so that the matter is duly addressed in the annual report

A. QASEM & CO. Chattogram CHARTERED ACCOUNTANTS

**Other Matter**

The financial statements of the company as at and for the year ended 30 June 2025 were audited by Hussain Farhad & Co. Chartered Accountants., who expressed an unmodified opinion on these statements.

**Responsibilities of Management and Those Charged with Governance for the Financial Statements**

Management is responsible for the preparation and fair presentation of these financial statements of the Company in accordance with International Financial Reporting Standards (IFRSs), the Companies Act, 1994, the Securities and Exchange Rules, 2020 and other applicable laws and regulations and for such internal control as management determines is necessary to enable the preparation of financial statements that are free from material misstatement, whether due to fraud or error.

In preparing the financial statements, management is responsible for assessing the Company's ability to continue as a going concern, disclosing, as applicable, matters related to going concern and using the going concern basis of accounting unless management either intends to liquidate the Company or to cease operations, or has no realistic alternative but to do so.

Those charged with governance are responsible for overseeing the Company's financial reporting process.

**Auditors' responsibilities for the audit of the financial statements**

Our objectives are to obtain reasonable assurance about whether the financial statements as a whole are free from material misstatement, whether due to fraud or error, and to issue an auditors' report that includes our opinion. Reasonable assurance is a high level of assurance, but is not a guarantee that an audit conducted in accordance ISAs will always detect a material misstatement when it exists. Misstatements can arise from fraud or error and are considered material if, individually or in the aggregate, they could reasonably be expected to influence the economic decisions of users taken on the basis of these financial statements.
As part of an audit in accordance with ISAs, we exercise professional judgment and maintain professional skepticism throughout the audit. We also:

(a) identify and assess the risks of material misstatement of the financial statements, whether due to fraud or error, design and perform audit procedures responsive to those risks, and obtain audit evidence that is sufficient and appropriate to provide a basis for our opinion. The risk of not detecting a material misstatement resulting from fraud is higher than for one resulting from error, as fraud may involve collusion, forgery, intentional omissions, misrepresentations, or the override of internal control.

(b) obtain an understanding of internal control relevant to the audit in order to design audit procedures that are appropriate in the circumstances, but not for the purpose of expressing an opinion on the effectiveness of the Company's internal control.

(c) evaluate the appropriateness of accounting policies used and the reasonableness of accounting estimates and related disclosures made by management.

(d) conclude on the appropriateness of management's use of the going concern basis of accounting and, based on the audit evidence obtained, whether a material uncertainty exists related to events or conditions that may cast significant doubt on the Company's ability to continue as a going concern. If we conclude that a material uncertainty exists, we are required to draw attention in our auditors' report to the related disclosures in the financial statements or, if such disclosures are inadequate, to modify our opinion. Our conclusions are based on the audit evidence obtained up to the date of our auditors' report. However, future events or conditions may cause the Company to cease to continue as a going concern.

(e) evaluate the overall presentation, structure, and content of the financial statements, including the disclosures, and whether the financial statements represent the underlying transactions and events in a manner that achieves fair presentation.

We communicate with those charged with governance regarding, among other matters, the planned scope and timing of the audit and significant audit findings, including any significant deficiencies in internal control that we identify during our audit.

We communicate with those charged with governance with a statement that we have complied with relevant ethical requirements regarding independence, and to communicate with them all relationships and other matters that may reasonably be thought to bear on our independence, and where applicable, related safeguards.

We determine those matters, from the matters communicated with those charged with governance, that were of most significance in the audit of the financial statements of the current period and are therefore the key audit matters. We describe these matters in our auditors' report unless law or regulation precludes public disclosure about the matter or when, in extremely rare circumstances, we determine that a matter should not be communicated in our report because the adverse consequences of doing so would reasonably be expected to outweigh the public interest benefits of such communication.

**Report on other legal and regulatory requirements**

In accordance with the Companies Act 1994 and the Securities and Exchange Rules, 2020, we also report the following:

a. We have obtained all the information and explanations which to the best of our knowledge and belief were necessary for the purposes of our audit and made due verification thereof;

b. In our opinion, proper books of account as required by law have been kept by the Company so far as it appeared from our examination of these books;

c. The statement of financial position and statement of profit or loss and other comprehensive income dealt with by the report are in agreement with the books of account and returns and;

d. The expenditure incurred was for the purposes of the Company's business.

A. Qasem & Co.
Chartered Accountants
FRC Registration Number: CAF-001-129

Arif Mahmood FCA
Engagement Partner
Enrolment Number: 1792

DVC: 2610261792AS752720
Place: Chattogram
Date: 26 OCT 2026

# KDS ACCESSORIES LIMITED

Statement of Financial Position
As at 30 June 2026

| Particulars | Note(s) | Amount In BDT | |
|---|---|---|---|
| | | 30 June 2026 | 30 June 2025 |
| **ASSETS** | | | |
| **Non-current Assets** | | | |
| Property, plant and equipment | 8 | 948,180,030 | 1,009,257,830 |
| Intangible assets | 9 | 468,668 | 128,981 |
| Investment in SKYS Securities Limited | 10 | 30,377,066 | 30,377,066 |
| Other financial assets | 11 | 1,645,675 | 1,535,192 |
| **Total Non-current Assets** | | **980,671,439** | **1,041,299,068** |
| **Current Assets** | | | |
| Inventories | 12 | 722,991,871 | 769,081,260 |
| Trade and other receivables | 13 | 1,734,017,546 | 1,699,295,092 |
| Advances, deposits and prepayments | 14 | 84,646,213 | 80,626,532 |
| Due from affiliated companies | 15 | 749,256,678 | 995,475,198 |
| Short term investment | 16 | 4,273,266 | 3,970,069 |
| Cash and cash equivalents | 17 | 39,125,973 | 68,313,634 |
| **Total Current Assets** | | **3,334,311,547** | **3,616,761,786** |
| **Total Assets** | | **4,314,982,986** | **4,658,060,854** |
| **EQUITY AND LIABILITIES** | | | |
| **Shareholders' Equity** | | | |
| Share capital | 18 | 747,414,790 | 747,414,791 |
| Share premium | | 120,000,000 | 120,000,000 |
| Revaluation reserve | | 214,391,703 | 214,391,703 |
| Retained earnings | | 1,078,779,593 | 989,048,947 |
| **Total Shareholders' Equity** | | **2,160,586,086** | **2,070,855,441** |
| **Liabilities** | | | |
| **Non-current Liabilities** | | | |
| Long term borrowings-non-current portion | 19.03 | 5,171,075 | 27,758,020 |
| Defined benefit obligation-gratuity | 20 | 182,699,226 | 161,788,569 |
| Deferred tax liability | 21 | 4,017,038 | 13,011,595 |
| **Total Non-current Liabilities** | | **191,887,339** | **202,558,184** |
| **Current Liabilities** | | | |
| Trade payables | 22 | 1,167,104,597 | 1,648,897,269 |
| Long term borrowings-current portion | 19.03 | 28,180,200 | 36,018,366 |
| Unclaimed dividend | 23 | 770,957 | 786,917 |
| Provision for Income Tax | 24 | 85,398,059 | 70,862,072 |
| Short term bank loan | 25 | 360,032,615 | 321,982,438 |
| Liabilites for expense and other finance | 26 | 229,231,536 | 214,664,176 |
| Provision for WPPF and Welfare Fund | 27 | 91,791,597 | 91,435,990 |
| **Total Current Liabilities** | | **1,962,509,561** | **2,384,647,229** |
| **Total Liabilities** | | 2,154,396,900 | 2,587,205,413 |
| **Total Equity and Liabilities** | | **4,314,982,986** | **4,658,060,854** |
| **Net Assets Value Per Share** | 36.03 | **28.91** | **27.71** |

**Footnotes:**
The notes 1 to 46 form an integral part of these financial statements.

**Khalilur Rahman**
Chairman

**Salim Rahman**
Managing Director

**Mohammad Ilias**
Company Secretary

As per our report on the same date

**A. Qasem & Co.**
Chartered Accountants
FRC Registration Number: CAF-001-129

DVC: 2610261792AS752720
Place: Chattogram
Date: 26 OCT 2026

**Arif Mahmood FCA**
Engagement Partner
Enrolment Number: 1792

A. QASEM & CO. Chittagong CHARTERED ACCOUNTANTS

## KDS ACCESSORIES LIMITED

Statement of Profit or Loss and Other Comprehensive Income
For the year ended 30 June 2026

| Particulars | Note(s) | Amount In BDT | |
|---|---|---|---|
| | | For the year ended 30 June 2026 | For the year ended 30 June 2025 |
| Revenue | 28 | 2,806,971,058 | 2,888,158,169 |
| Cost of goods sold | 29 | (2,348,663,982) | (2,391,709,588) |
| Gross Profit | | 458,307,076 | 496,448,581 |
| Administrative Expenses | 30 | (209,452,773) | (203,068,016) |
| Selling and distribution expenses | 31 | (90,524,903) | (75,965,142) |
| Operating Profit | | 158,329,400 | 217,415,423 |
| Finance cost | 32 | (81,422,402) | (110,794,652) |
| Finance income | 33 | 127,891,019 | 92,078,635 |
| Profit before other income | | 204,798,017 | 198,699,406 |
| Other Income | 34 | 4,147,508 | 4,243,617 |
| Profit before income tax and distribution of WPPF and Welfare Fund | | 208,945,525 | 202,943,023 |
| Workers' Profit Participation and Welfare Fund | 27 | (10,447,276) | (10,147,151) |
| Profit before income tax | | 198,498,249 | 192,795,872 |
| Income tax: | | | |
| -Current tax | 24 | (43,020,681) | (35,384,241) |
| -Deferred tax | 21 | 8,994,557 | 6,334,855 |
| Profit for the year | | 164,472,125 | 163,746,486 |
| Other comprehensive income | | | |
| Items that will never be reclassified to profit or loss | | - | - |
| Items that are or may be reclassified to profit or loss | | - | - |
| Total other Comprehensive Income - net of tax | | - | - |
| Total Comprehensive Income for the year | | 164,472,125 | 163,746,486 |
| Earnings Per Share (Basic) | 36.01 | 2.20 | 2.19 |

**Footnotes:**
The notes 1 to 46 form an integral part of these financial statements.

**Khalilur Rahman**
Chairman

**Salim Rahman**
Managing Director

**Mohammad Ilias**
Company Secretary

As per our report on the same date

**A. Qasem & Co.**
Chartered Accountants
FRC Registration Number: CAF-001-129

DVC: 2610261792AS752720
Place: Chattogram
Date: 26 OCT 2026

**Arif Mahmood FCA**
Engagement Partner
Enrolment Number: 1792

A. QASEM & CO. Chittagong CHARTERED ACCOUNTANTS

## KDS ACCESSORIES LIMITED

Statement of Changes in Equity
For the year ended 30 June 2026

| Particulars | Amount In BDT | | | | |
|---|---|---|---|---|---|
| | Share Capital | Share Premium | Revaluation Reserve | Retained Earnings | Total Equity |
| Balance as on 01 July 2024 | 711,823,610 | 120,000,000 | 214,391,703 | 896,484,823 | 1,942,700,136 |
| Bonus shares for the year 2023-2024 | 35,591,181 | - | - | (35,591,181) | - |
| Cash dividend for the year 2023-2024 | - | - | - | (35,591,181) | (35,591,181) |
| Net Profit after tax for the year | - | - | - | 163,746,486 | 163,746,486 |
| **Balance as at 30 June 2025** | **747,414,791** | **120,000,000** | **214,391,703** | **989,048,947** | **2,070,855,441** |
| Balance as on 01 July 2025 | 747,414,790 | 120,000,000 | 214,391,703 | 989,048,947 | 2,070,855,440 |
| Cash dividend for the year 2024-2025 | - | - | - | (74,741,479) | (74,741,479) |
| Net Profit after tax for the year | - | - | - | 164,472,125 | 164,472,125 |
| **Balance as at 30 June 2026** | **747,414,790** | **120,000,000** | **214,391,703** | **1,078,779,593** | **2,160,586,086** |

**Footnotes:**
The notes 1 to 46 form an integral part of these financial statements.

**Khalilur Rahman**
Chairman

**Salim Rahman**
Managing Director

**Mohammad Ilias**
Company Secretary

As per our report on the same date

**A. Qasem & Co.**
Chartered Accountants
FRC Registration Number: CAF-001-129

DVC: 2610261792AS752720
Place: Chattogram
Date: 26 OCT 2026

**Arif Mahmood FCA**
Engagement Partner
Enrolment Number: 1792

A. QASEM & CO. Chittagong CHARTERED ACCOUNTANTS

# KDS ACCESSORIES LIMITED

Statement of Cash Flows
For the year ended 30 June 2026

| Particulars | Note(s) | Amount In BDT | |
|---|---|---|---|
| | | For the year ended 30 June 2026 | For the year ended 30 June 2025 |
| **A. Operating activities** | | | |
| Receipts from customers against sales | | 2,788,391,524 | 2,601,906,544 |
| Received from other sources | | 3,225,370 | 3,419,533 |
| Paid to suppliers | | (2,733,961,810) | (2,190,937,481) |
| Paid for operating and other expenses | | (261,429,599) | (238,571,675) |
| **Cash provided by/(used in) operations** | | **(203,774,515)** | **175,816,921** |
| Payment of Interest (net) | | 43,083,733 | 17,349,794 |
| Income Tax Paid | | (27,819,899) | (29,848,669) |
| **Net cash generated by operating activities** | | **(188,510,681)** | **163,318,046** |
| **B. Investing activities** | | | |
| Acquisition of property, plant and equipment | | (27,414,069) | (13,727,979) |
| Acquisition to intangible assets | | (496,230) | - |
| Proceed from sale of non-current assets | | 965,702 | 824,100 |
| Investment in Fixed Deposit Receipts | | (413,680) | (323,028) |
| **Net cash provided by/(used in) investing activities** | | **(27,358,277)** | **(13,226,906)** |
| **C. Financing activities** | | | |
| Dividend Paid | | (74,757,439) | (35,983,643) |
| Receipt /(Repayment)of long term loans | | (30,425,111) | (27,147,302) |
| Receipt/(Repayment) of short term borrowings | | 38,050,177 | 78,540,954 |
| Short term loan receipt/(paid) to affiliated companies | | 246,218,520 | (177,096,729) |
| **Net cash provided by/(used in) financing activities** | | **179,086,147** | **(161,686,720)** |
| **D. Net increase/(decrease) of cash and cash equivalents (A+B+C)** | | **(36,782,811)** | **(11,595,580)** |
| E. Cash and cash equivalents at the beginning of the year | | 68,313,634 | 60,847,460 |
| F. Effect of foreign exchange rate changes on cash and cash equivalents | | 7,595,150 | 19,061,754 |
| **G. Cash and cash equivalents at the end of the year (D+E+F)** | | **39,125,973** | **68,313,634** |
| **Net operating cash flows per share** | **36.04** | **(2.52)** | **2.19** |

**Footnotes:**
The notes 1 to 46 form an integral part of these financial statements.

**Khalilur Rahman**
Chairman

**Salim Rahman**
Managing Director

**Mohammad Ilias**
Company Secretary

As per our report on the same date

**A. Qasem & Co.**
Chartered Accountants
FRC Registration Number: CAF-001-129

DVC: 261026179 2AS752720
Place: Chattogram
Date: 26 OCT 2026

**Arif Mahmood FCA**
Engagement Partner
Enrolment Number: 1792

A. QASEM & CO. Chittagong CHARTERED ACCOUNTANTS

## 1.00 REPORTING ENTITY

### 1.01 Formation and Legal Status

KDS Accessories Limited (formerly KDS Packaging Industries Ltd.) was incorporated on 21 April 1991 as a private limited company byshares (Registration no- C-H-C-862/154 of 1991) under Companies Act 1913 (since replaced and substituted by the Companies Act 1994) with the Registrar of Joint Stock Companies & Firms. The Company was converted from Private Limited Company to Public Limited Company through an Extra-Ordinary General Meeting held on 17 April 2012 and was subsequently approved by RJSC on 26 November 2012. The Company commenced its commercial production on 01 July 1991. Its Head Office is located at 255, Nasirabad I/A, Chattogram and factory is located at 191-192 Baizid Bostami Road, Nasirabad I/A, Chattogram and the Company established its 2nd unit at Mirzapur, Gazipur at Dhaka in the year 2009. The Company is listed with Dhaka Stock Exchange Limited (DSE) and Chittagong Stock Exchange Limited (CSE) as a publicly quoted company. Trading of the shares of the company started in two stock exchanges from 15 October 2015. The name KDS Packaging Industries Ltd. was changed to KDS Accessories Limited pursuant to the Special Resolution in the Extra Ordinary General Meeting held on 22 April 2010. The change of name was certified by the Registrar of Joint Stock Companies and Firms on 11 May 2010 pursuant to the provision of section 11, sub-section (7) of the Companies Act 1994 (Act XVIII of 1994). The company refixed the face value of its shares from Tk. 100 to Tk. 10 each and enhanced its Authorized Share Capital from Tk. 200,000,000 to Tk. 2,000,000,000 with approval of the shareholders through an Extra-Ordinary General Meeting held on 10 August 2010.

### 1.02 Nature of Business

The principal activities of the Company are producing different types of standard cartons, display cartons, woven labels, smart labels, offset, silk screen, web thermal printing, button, cold peel, hot peel, puff, glitter, hanger, image and sublimation transfers and marketing thereof.

## 2.00 BASIS OF FINANCIAL STATEMENT PREPARATION AND PRESENTATION

### 2.01 Statement of Compliance

The financial statements have been prepared in accordance with the International Accounting Standards (IASs), International Financial Reporting Standards (IFRSs), the Companies Act 1994, the Securities and Exchange Rules 2020 and other applicable laws and regulations in Bangladesh. Cash flows from operating activities are prepared under direct method as prescribed by the Securities and Exchange Rules 2020.

### 2.02 Basis of Reporting

The financial statements are prepared and presented for external users by the Company in accordance with identified financial reporting framework. Presentation has been made in compliance with the requirements of IAS 1 – "Presentation of Financial Statements". The financial statements comprise of:

a) A statement of Financial Position as at 30 June 2026
b) A statement of Profit or Loss and Other Comprehensive Income for the year ended 30 June 2026
c) A statement of Changes in Equity for the year ended 30 June 2026
d) A statement of Cash Flows for the year ended 30 June 2026
e) Notes, comprising a summary of significant accounting policies and explanatory information.

### 2.03 Regulatory Compliances

The company is also required to comply with the following major laws and regulations along with the Companies Act 1994:

a) The Income Tax Act, 2023 and applicable Income Tax Rules
b) The Value Added Tax and Supplementary Duty Act, 2012
c) The Value Added Tax and Supplementary Duty Rule, 2016
d) The Securities and Exchange Rules, 2020
e) Securities and Exchange Commission Act, 1993
f) The Customs Act, 1969 & The Customs Act, 2023
g) Bangladesh Labour Law, 2006
h) Financial Reporting ACT, 2015

**2.04 Authorization for Issue**

These financial statements for the year ended 30 June 2026 have been authorized for issue by the Board of Directors on 26 October 2026.

**2.05 Going Concern**

The Company has adequate resources to continue its operation for foreseeable future and hence, the financial statements have been prepared on going concern basis. As per management's assessment there are no material uncertainties related to events or conditions which may cast significant doubt upon the company's ability to continue as a going concern.

**2.06 Reporting Period**

The financial statements of the company covers the year from 01 July 2025 to 30 June 2026 and followed consistently.

**2.06 Comparative Information**

The financial statements provide comparative information in respect of the previous year for all amount reported in the current year's financial statements. Comparative figures have been rearranged wherever considered necessary to ensure better comparability with the current year without causing any impact on the profit and value of assets and liabilities as reported in the financial statements.

**2.08 Consistency of presentation**

Unless otherwise stated, the accounting policies and methods of computation used in preparation of the financial statements as at and for the year ended 30 June 2026 are consistent with those policies and methods applied in preparing the financial statements for the year ended 30 June 2025.

**2.09 Current versus non-current classification**

The Company presents assets and liabilities in the statement of financial position based on current/non-current classification.
An asset is current when it is:

a) expected to be realised or intended to sold or consumed in the normal operating cycle;
b) held primarily for the purpose of trading;
c) expected to be realised within twelve months after the reporting period; or
d) cash and cash equivalent unless restricted from being exchanged or used to settle a liability for at least twelve months after the reporting period.

**The Company classifies all other assets as non-current.**

A liability is current when:
a) it is expected to be settled in the normal operating cycle;
b) it is held primarily for the purpose of trading;
c) it is due to be settled within twelve months after the reporting period; or
d) There is no unconditional right to defer the settlement of the liability for at least twelve months after the reporting period.

The company classifies all other liabilities as non-current. Deferred tax assets and liabilities are classified as non-current assets and liabilities respectively.

**3.00 Functional and Presentation Currency**

The financial statements are expressed in Bangladesh Taka which is both functional currency and presentation currency of the Company. The figures of financial statements have been rounded off to the nearest Taka.

**4.00 Use of Estimates and Judgements**

The preparation of financial statements in conformity with IAS & IFRSs requires management to make judgments, estimates and assumptions that affect the application of accounting policies and the reported amounts of assets, liabilities, income and expenses.

Estimates and assumptions are reviewed on an ongoing basis.

The estimates and underlying assumptions are based on past experience and various other factors that are believed to be reasonableunder the circumstances, the result of which form the basis of making judgments about the carrying values of assets and liabilities that are not readily apparent from other sources. Actual results may differ from these estimates.

A. QASEM & CO. Chittagong CHARTERED ACCOUNTANTS

Revisions to accounting estimates are recognised in the period in which the estimate is revised if the revision affects only that period, or in the period of revision and future periods if the revision affects both current and future periods.

| | |
|---|---|
| 8.00 | Property ,plant and equipment |
| 9.00 | Intangible assets |
| 12.00 | Inventories |
| 13.00 | Trade and other receivables |
| 20.00 | Defined benefit obligation-gratuity |
| 21.00 | Deferred tax liability |
| 24.00 | Provision for Income Tax |
| 26.00 | Liabilities for expenses and other finance |
| 37.00 | Contingent liabilities |

**5.00 Basis of Measurement**

The financial statements have been prepared on going concern basis under the historical cost convention except for land and land development under property, plant and equipment which is measured at revalued amount and inventories which are measured at lower of cost and net realisable value.

**6.00 Standards issued but not yet effective**

The standards and interpretations that are issued, but not yet effective, up to the date of issuance of the Company's financial statements are disclosed below. The Company intends to adopt these standards, if applicable, when they become effective. However, this is not an exhaustive list of all the standards issued, the following are the standards which according to the assessment of the Company is most likely to be applicable.

i. IFRS 18 replaces IAS 1, which sets out presentation and base disclosure requirements for financial statements. IFRS 18 was issued in April 2024 and applies to an annual reporting period beginning on or after 1 January 2027.

**7.00 Material Accounting Policies**

The Company has consistently (otherwise as stated) applied the following accounting policies to all periods presented in these financia statements.

The Company adopted Disclosure of Accounting Policies (Amendments to IAS 1 and IFRS Practice Statement 2) from 1 January 2023. The amendments require the disclosure of 'material', rather than 'significant', accounting policies although the amendments did not result in any changes to the accounting policies themselves.

Set out below is an index of the significant accounting policies, the details of which are available on the current and following pages:

| Note | Particulars |
|---|---|
| 7.01 | Property ,Plant and Equipment |
| 7.02 | Revaluation of Property, Plant and Equipment |
| 7.03 | Intangible Assets |
| 7.04 | Investment |
| 7.05 | Inventories |
| 7.06 | Financial Instruments |
| 7.07 | Share Capital |
| 7.08 | Employee Benefits |
| 7.09 | Income Tax |
| 7.10 | Loans and Borrowings |
| 7.11 | Provisions, Contingent Liabilities and Contingent Assets |
| 7.12 | Revenue Recognition |
| 7.13 | Other Income |
| 7.14 | Finance Income and Cost |
| 7.15 | Foreign Currency Transaction/ Translation |
| 7.16 | Earnings Per Share (EPS) |
| 7.17 | Measurement of Fair |
| 7.18 | Borrowing Costs |
| 7.19 | Events after the Reporting Period |



**7.01 Property, Plant and Equipment**

i) Recognition and Measurement

Property, plant and equipment are stated at cost less accumulated depreciation except land and land development which are carried at revalued amount.

Cost includes expenditure that is directly attributable to the acquisition of asset. The cost of self constructed asset includes the cost of material and direct labour, any other costs directly attributable to bringing the assets to a working condition for their intended use, and the costs of dismantling and removing the items and restoring the site on which they are located.
The cost of self-constructed/installed assets includes the cost of materials, direct labour and any other costs directly attributable to bringing the assets to the location and condition necessary for it to be capable of operating in the intended manner and the cost of dismantling and removing the items and restoring the site on which they are located.

When significant parts of plant and equipments are required to be replaced at intervals, the Company depreciates them separately based on their specific useful lives. Likewise, when a major inspection is performed, its cost is recognised in the carrying amount of the plant and equipments as a replacement if the recognition criteria are satisfied. All other repair and maintenance costs are recognised in profit or loss as incurred. The present value of the expected cost for the decommissioning of an asset after its use is included in the cost of the respective asset if the recognition criteria for a provision are met.

ii) Depreciation

Land is held on a freehold basis and is not depreciated considering the unlimited life. In respect of all other property, plant and equipment, depreciation is recognized in the statement of profit or loss and other comprehensive income on straight line method over the estimated useful lives of property, plant and equipment.

Depreciation of an asset begins when it is available for use, i.e. when it is in the location and condition necessary for it to be capable of operating in the manner intended by management. Depreciation of an asset ceases at earlier of the date that the asset is classified as held for sale in accordance with IFRS 5 and the date that the asset is derecognised. The depreciation method used reflects the pattern in which the asset's economic benefits are consumed by the entity. After considering the useful life of assets as per IAS-16 "Property, plant and equipment", the annual depreciation have been applied equal allocation of total cost over useful life of assets which is considered reasonable by the management.

Depreciation methods, useful lives and residual values are reassessed at the reporting date and adjusted if appropriate.

| Asset Category | Useful Lives |
|---|---|
| Plant and Machineries | 2-20 years |
| Motor Vehicles | 3-16 years |
| Computer Equipment | 3-5 years |
| Electric Installation | 2-5 years |
| Furniture and Fixtures | 3-5 years |
| Of fice Equipments | 2-5 years |
| Factory Buildings | 5-20 years |
| Adminstrative Buildings | 5-25 years |

An item of property, plant and equipment and any significant part initially recognised is derecognised upon disposal (i.e., at the date the recipient obtains control) or when no future economic benefits are expected from its use or disposal. Any gain or loss arising on derecognition of the asset (calculated as the difference between the net disposal proceeds and the carrying amount of the asset) is included in the statement of profit or loss when the asset is derecognised.

iii) Impairment of Assets

The company reviews the recoverable amount of its assets at each reporting date. If there exists any indication that the carrying amount of assets exceeds the recoverable amount, the company recognizes such impairment loss in accordance with IAS-36 "Impairment of Assets".

**7.02 Revaluation of Property, Plant and Equipment**

Financial statement of the company has been prepared on historical cost price basis. However, the prices of land have been increased substantially during the last few years due to high inflationary trend. In this circumstance, management of KDS Accessories Limited had



decided to determine fair market value of the land through revaluation. Syful Shamsul Alam & Co, Chartered Accountants had revalued the lands of the company as on 31 December 2012, following "current cost method". Such revaluation resulted in a valuation surplus aggregating Tk. 214,391,703.

A revaluation surplus is recorded in OCI and credited to the asset revaluation surplus in equity. However, to the extent that it reverses a revaluation deficit of the same asset previously recognised in profit or loss, the increase is recognised in profit or loss. A revaluation deficit is recognised in the statement of profit or loss, except to the extent that it offsets an existing surplus on the same asset recognised in the asset revaluation surplus.

**7.03 Intangible Assets**

i) Recognition and Measurement

Intangible assets are measured at cost less accumulated amortization and accumulated impairment loss, if any. Intangible asset is recognized when all the conditions for recognition as per IAS 38: Intangible assets are met. The cost of an intangible asset comprises its purchase price, import duties and non-refundable taxes and any directly attributable cost of preparing the asset for its intended use.

The useful lives of intangible assets are assessed as either finite or indefinite.

ii) Amortization

Intangible assets with finite lives are amortised over the useful economic life and assessed for impairment whenever there is an indication that the intangible assets may be impaired. The amortisation period and the amortisation method for an intangible assets with a finite useful life are reviewed at least at the end of each reporting period. Changes in the expected useful life or the expected pattern of consumption of future economic benefits embodied in the asset are considered to modify the amortisation period or method, as appropriate, and are treated as changes in accounting estimates. The amortisation expense on intangible assets with finite lives is recognised in the statement of profit or loss under the expense category that is consistent with the function of the intangible assets.

Intangible assets with indefinite useful lives are not amortised, but are tested for impairment annually, either individually or at the cash-generating unit level. The assessment of indefinite life is reviewed annually to determine whether the indefinite life continues to be supportable. If not, the change in useful life from indefinite to finite is made on a prospective basis.

An intangible asset is derecognised upon disposal (i.e., at the date the recipient obtains control) or when no future economic benefits are expected from its use or disposal. Any gain or loss arising upon derecognition of the asset (calculated as the difference between the net disposal proceeds and the carrying amount of the asset) is included in the statement of profit or loss.

A summary of the intangible assets is as follows:

| Particulars | Cyber Security Service (Software) | Anti-Virus (Software) |
|---|---|---|
| Useful lives | Finite (3 years) | Finite (3 years) |
| Amortisation method used | Amortised on a straight line basis | Amortised on a straight line basis |
| Internally generated or acquired | Acquired | Acquired |

**7.04 Investment**

SKYS Securities Limited is a common directorship company having 23,405 no. of shares @ Tk. 1,000 per share ie. 46.69% holding in paid up capital. It was incorporated on 17 June 1997, vide the certificate CH-2675 of 1997 and commenced operation on 01 January 2006. Paid up capital at the reporting date stands at Tk. 150,132,000 (150,132 shares @ Tk. 1,000 each). From 29 October 2020 KDS Accessories Limited's share holding percentage is reduced to 15.59%.

As criteria for considering an investment as "Investment in Associate" is no longer exists, Investment in SKYS Securities Limited is no longer required to report as Investment in Associate under IAS-28. Hence, as stipulated in IAS-28, recognition of Investment under Equity Method is discontinued and the fair value of the investment in SKYS Securities Limited is recognized on initial recognition as a financial asset in accordance with IFRS 9.

**7.05 Inventories**

i) Nature of Inventories

Inventories comprise of raw materials, work-in-process, finished goods, stores & spares and goods in transit.

ii) Valuation of Inventories

Inventories are measured at lower of cost or net realizable value in accordance with IAS-2 "Inventories" after making due allowance for any obsolete or slow moving item and details of valuation are as follows:



| Category | Valuation method |
|---|---|
| Raw materials | Valued at Cost or Net Realisable Value whichever is lower |
| Finished goods | Valued at Cost or Net Realisable Value whichever is lower |
| Goods-in-transit | Valued at Cost. |
| Stores and spares | Based on weighted average method. |
| Work in process | Valued at Cost or Net Realisable Value whichever is lower. |

**7.06 Financial Instruments**

A financial instrument is any contract that gives rise to a financial asset of one entity and a financial liability or equity instrument of another entity.

**Financial Assets**

The Company initially recognizes receivables and deposits on the date that they are originated. All other financial assets are recognized initially on the date at which the company becomes a party to the contractual provisions of the instrument.

The Company derecognizes a financial asset when the contractual rights to the cash flows from the asset expires, or it transfers the rights to receive the contractual cash flows on the financial asset in a transaction in which substantially all the risks and rewards of ownership of the financial assets are transferred.

Financial assets include Trade Receivables & Others Receivables, Advances, Deposits and Prepayments and Cash and cash equivalents.

i) **Trade and Other Receivables**

Trade receivable consists of due proceeds against sales through L/C with a tenure of 30 days to 180 days and realizable at the maturity date. Trade receivable is initially recognized at cost which is the fair value of the consideration given in return. After initial recognition these are carried at cost less impairment losses due to un-collectability of any amount so recognized.

Other receivables is initially recognized at cost which is the fair value of the consideration given in return. After initial recognition, these are carried at cost less impairment losses, if any, due to un-collectability of any amount so recognized.

ii) **Advances, Deposits and Prepayments**

Advances are initially measured at cost. After initial recognition, advances are carried at cost less deductions, adjustments or charges to other account heads such as Property, Plant and Equipment, Inventory or Expenses.

Deposits are measured at payment value.

Prepayments are initially measured at cost. After initial recognition, prepayments are carried at cost less charges to profit or loss.

iii) **Cash and Cash Equivalents**

According to IAS-7 "Statement of Cash Flows " cash comprises cash in hand and bank deposit and cash equivalents are short term, highly liquid investments that are readily convertible to known amounts of cash and which are subject to an insignificant risk of changes in value. IAS-1 "Presentation of Financial Statements" provides that cash and cash equivalent are not restricted in use. Considering the provision of IAS 7 and IAS 1, cash in hand and bank balances have been considered as cash and cash equivalents.

**Financial Liabilities**

The company initially recognizes all financial liabilities on the trade date which is the date the company becomes a party to the contractual provisions of the instrument.

The company derecognises a financial liability when its contractual obligations are discharged, cancelled or expired.

The company classifies non-derivative financial liabilities into the other financial liabilities category. Such financial liabilities are recognized initially at fair value less directly attributable transaction cost. Subsequent to initial recognition, these financial liabilities are measured at amortized cost.

Other financial liabilities comprise loans and borrowings and trade payables.

i) **Trade Payables**

The company recognizes a financial liability when its contractual obligations arising from past events are certain and the settlement of which is expected to result in an outflow from the company of resources embodying economic benefits.



**ii) Interest-bearing borrowings**

Interest-bearing borrowings comprise loans and operational overdraft.

**Impairment**

**i) Financial Assets**

Financial assets are not carried at fair value through profit or loss are assessed at each reporting date to determine whether there is objective evidence that it is impaired. A financial asset is impaired if objective evidence indicates that a loss event has occurred after the initial recognition of the asset and that the loss event had a negative effect on the estimated future cash flows of that asset that can be estimated reliably.

**ii) Non-financial Assets**

The carrying amounts of the company's non-financial assets, other than inventories and deferred tax assets are reviewed at each reporting date to determine whether there is any indication of impairment. If any such indication exists then the recoverable amount of the asset is estimated. An impairment loss is recognized if the carrying amount of an asset or its related cash-generating unit (CGU) exceeds its estimated recoverable amount.

**7.07 Share Capital**

Paid-up-capital represents total amount contributed by the shareholders and bonus shares issued by the company to the ordinary shareholders. Incremental costs directly attributable to the issue of ordinary shares are recognized as expenses as and when incurred. Holders of ordinary shares are entitled to receive dividends as declared from time to time and are entitled to vote at shareholders' meetings. In the event of a winding up of the company, ordinary shareholders will be ranked after all other shareholders. Creditors are fully entitled to obtain any proceeds of liquidation before all shareholders.

**7.08 Employee Benefits**

**i) Short Term Employee Benefits**

Salaries, bonuses and allowances are accrued in the financial year in which the associated services are rendered by the employees of the Company.

**ii) Workers' Profit Participation and Welfare Fund**

The company also recognised a provision for workers profit participation and welfare funds @ 5% of net profit before tax as per Bangladesh labour law 2006.

**iii) Defined Contribution Plan**

The company maintains an unrecognized provident fund for its officers only. Both the employees and company contribute 10% of basic salary to the fund.

**iv) Defined Benefit Plan - Gratuity**

The company maintains gratuity scheme and provision in respect of which is made annually for the employees. Gratuity benefit shall be payable on the basis of company service and the last drawn basic salary of the employee as per the following table at the end of retirement, death in service or leaving employment:

| Service length | Benefit |
|---|---|
| Less than 5 years of service | Nil |
| More than 5 years upto 7 years service | One months' last drawn basic salary for each year of service. |
| More than 7 years upto 10 years service | One and half months' last drawn basic salary for each year of service. |
| More than 10 years of service | Two months' last drawn basic salary for each year of service. |

**7.09 Income Tax**

**i) Current Tax**

Income Tax is calculated and provision is made in accordance with IAS 12 'Income taxes'. As per SRO 44-ACT/IT-25/2024 of dated 4 March 2024, KDS Accessories Limited Pays 12% tax on Business Income for being export oriented company. In addition, the company charged tax at a rate of 20% on other income of this company.



**ii) Deferred Tax**

Deferred tax liabilities are the amount of income taxes payable in the future periods in respect of taxable temporary differences. Deferred tax assets are the amount of income taxes recoverable in future periods in respect of deductible temporary differences. Deferred tax assets and liabilities are recognized for the future tax consequences of timing differences arising between the carrying values of assets, liabilities, income and expenditure and their respective tax bases. Deferred tax assets and liabilities are measured using tax rates and tax laws that have been enacted or substantially enacted at the Statement of Financial Position date. The impact of changes on the account in the deferred tax assets and liabilities has also been recognized in the statement of profit or loss and other comprehensive income as per IAS-12 "Income Taxes".

The deferred tax asset/income or liability/expenses does not create a legal liability/recoverability to and from the income tax authority.
Deferred tax on revaluation surplus of lands has not been recognized in the financial statements on the ground that entity will continue for forseable period and entity has no intention to sale the land. Hence, possibility of having any income tax implications on land is remote.

**7.10 Loans and Borrowings**

Principal amount of the loans and borrowings are stated at their outstanding amount. Borrowings repayable within twelve months from the balance sheet date are classified as current liabilities whereas borrowings repayable after twelve months from the balance sheet date are classified as non-current liabilities. Accrued interest and other charges are classified as current liabilities.

**7.11 Provisions, Contingent Liabilities and Contingent Assets**

Provisions are recognised when the Company has a present obligation (legal or constructive) as a result of a past event, it is probable that an outflow of resources embodying economic benefits will be required to settle the obligation and a reliable estimate can be made of the amount of the obligation. When the Company expects some or all of a provision to be reimbursed, for example, under an insurance contract, the reimbursement is recognised as a separate asset, but only when the reimbursement is virtually certain. The expense relating to a provision is presented in the statement of profit or loss net of any reimbursement.

If the effect of the time value of money is material, provisions are discounted using a current pre-tax rate that reflects, when appropriate, the risks specific to the liability. When discounting is used, the increase in the provision due to the passage of time is recognised as a finance cost

Provisions are reviewed at the end of each reporting period and adjusted to reflect the current best estimate. If it is no longer probable that an outflow of resources embodying economic benefits are required to settle the obligation, the provisions are reversed.

**Contingent liabilities**

Contingent liability is a possible obligation that arises from past events, the existence of which will be confirmed only by the occurrence or non-occurrence of one or more uncertain future events not wholly within the control of the entity.

The Company discloses contingent liability in the financial statements. A provision is recognised in the period in which the recognition criteria of provision is met.

**Contingent Assets**

Contingent asset is a possible asset that arises from past events, the existence of which will be confirmed only by the occurrence or non-occurrence of one or more uncertain future events not wholly within the control of the entity.

A contingent asset must not be recognised. Only when the realisation of the related economic benefits is virtually certain should recognition take place provided that it can be measured reliably because, at that point, the asset is no longer contingent.

**7.12 Revenue Recognition**

Revenue is recognized as per IFRS-15: Revenue from Contracts with Customers, when invoice for products are made and the control is transferred to the customers, recovery of the consideration is probable, associated costs and possible return of goods can be estimated reliably. There is no continuing management involvement with the goods, and the amount of revenue can be measured reliably. The five step model has been complied in case of revenue recognition.

Specific policies regarding the recognition of revenue are as follows:

**Revenue from sales of goods**

Revenue from the sale of goods shall be recognized when all the following conditions have been satisfied:

i) The performance obligation is satisfied at a point in time;

ii) the entity has transferred to the buyer the significant risks and rewards of ownership of the goods and customer obtains control of the goods;



iii) it is probable that a significant reversal in the amount of cumulative revenue recognised will not occur;

iv) the amount of revenue can be measured reliably;

v) it is probable that the economic benefits associated with the transaction will flow to the entity.

Revenue from the sale of goods is measured at the fair value of the consideration received or receivable. Gross turnover comprises export sales of Carton, Label, Elastics and narrow fabrics, Offset printing, Heat transfer printing, Button, Gum Tape, Hanger.

**7.13 Other Income**

Other income includes gain /(loss) on sale of property, plant and equipment and rental income, wastage sales and forfeiture of Provident fund.

**7.14 Finance Income and Cost**

**i) Finance Income**

Interest income on Fixed Deposit Receipts (FDR), Short Term Deposits (STD) and amounts due from affiliated companies is accrued on a time proportion basis by reference to the principal outstanding at the effective rate of interest applicable.

**ii) Finance Cost**

Interest expenses comprise interest expense on operational overdraft, term loan, short term borrowings except expenses related to acquisition/construction of assets, incurred during the year are charged to Statement of Profit or Loss and Other Comprehensive Income on.

**7.15 Foreign Currency Transaction / Translation**

Transactions in foreign currencies are translated into Bangladesh Taka at the Exchange rate prevailing on the date of transactions in accordance with IAS - 21 "The Effects of Changes in Foreign Exchange Rate." Monetary assets and liabilities in foreign currencies at the Statement of Financial Position date are translated into Bangladesh Taka at the rate of exchange prevailing at the Statement of Financial Position date. All exchange differences are recognized in the Statement of Profit or Loss and Other Comprehensive Income.

**7.16 Earnings Per Share (EPS)**

The company calculates its earnings per share in accordance with International Accounting Standard IAS-33 "Earnings Per Share" which has been reported on the face of Statement of Profit or Loss and Other Comprehensive Income.

**i) Basic Earnings Per Share:**

Basic earnings per share is calculated by dividing the net profit or loss for the year attributable to ordinary shareholders by the weighted average number of ordinary shares outstanding during the year.

**ii) Diluted Earnings Per Share:**

No diluted earnings per share was required to be calculated for the year under review as there was no scope for dilution of Earnings Per Share for the year.

**7.17 Measurement of Fair Values**

When measuring the fair value of an asset or liability, the entity uses market observable data as far as possible. Fair values are categorized into different levels in a fair value hierarchy based on the inputs used in the valuation techniques as follows.

| | |
|---|---|
| Level 1: | Quoted prices (unadjusted) in active markets for identical assets and liabilities. |
| Level 2: | Inputs other than quoted prices included in Level 1 that are observable for the asset or liability, either directly (i.e. as prices) or indirectly (i.e. derived from prices). |
| Level 3: | Inputs for the asset or liability that are not based on observable market data. |

If the inputs used to measure the fair value of an asset or liability might be categorized in different levels of the fair value hierarchy as the lowest level input that is significant to the entire measurement.

**7.18 Borrowing Costs**

Borrowing costs directly attributable to the acquisition, construction or production of an asset that necessarily takes a substantial period of time to get ready for its intended use or sale are capitalised as part of the cost of the asset. All other borrowing costs are expensed in the period in which they occur. Borrowing costs consist of interest and other costs that an entity incurs in connection with the borrowing of funds.

**7.19 Events after the Reporting Period**

Events after the reporting period that provide additional information about the company's position at the date of Statement of Financial Position or those that indicate the going concern assumption is not appropriate are reflected in the Financial Statements. Events after the reporting period that are not adjusting events are disclosed in the notes when material.

## 8.00 Property, plant and equipment- at revaluation model

| | At revaluation | At cost | | | | | | | | Amount in Taka Total |
|---|---|---|---|---|---|---|---|---|---|---|
| | Land and Land development | Plant and Machineries | Administrative Building | Factory Building | Office Equipment | Electric Installation | Furniture & Fixture | Computer Equipment | Motor Vehicle | |
| **At cost/revaluation** | | | | | | | | | | |
| Balance as on 01 July 2024 | 431,214,704 | 1,063,725,952 | 51,029,030 | 511,011,027 | 32,936,123 | 103,204,334 | 16,956,696 | 35,115,252 | 68,538,589 | 2,313,731,707 |
| Addition during the year | - | 6,002,431 | - | - | 1,057,896 | 1,519,174 | 224,358 | 2,381,520 | 2,574,000 | 13,759,379 |
| Disposal during the year | - | (716,200) | - | - | (58,500) | - | - | (162,930) | (2,012,500) | (2,950,130) |
| **Balance as at 30 June 2025** | **431,214,704** | **1,069,012,183** | **51,029,030** | **511,011,027** | **33,935,519** | **104,723,508** | **17,181,054** | **37,333,842** | **69,100,089** | **2,324,540,956** |
| Balance as on 01 July 2025 | 431,214,704 | 1,069,012,183 | 51,029,030 | 511,011,027 | 33,935,519 | 104,723,508 | 17,181,054 | 37,333,842 | 69,100,089 | 2,324,540,956 |
| Addition during the year | - | 17,079,005 | - | 1,154,502 | 946,182 | 4,631,476 | 201,660 | 1,461,244 | 1,940,000 | 27,414,069 |
| Disposal during the year | - | (2,043,700) | - | - | (190,000) | (936,557) | - | - | (3,323,840) | (6,494,097) |
| **Balance as at 30 June 2026** | **431,214,704** | **1,084,047,488** | **51,029,030** | **512,165,529** | **34,691,701** | **108,418,427** | **17,382,714** | **38,795,086** | **67,716,249** | **2,345,460,928** |
| **Accumulated depreciation** | | | | | | | | | | |
| Balance as on 01 July 2024 | - | 691,412,166 | 26,686,957 | 283,344,632 | 29,982,399 | 84,091,504 | 16,142,199 | 31,704,227 | 63,563,677 | 1,226,927,761 |
| Charged for the year | - | 57,116,729 | 1,678,537 | 24,005,563 | 1,352,591 | 3,626,906 | 369,913 | 1,806,112 | 1,349,128 | 91,305,479 |
| Disposal during the year | - | (716,188) | - | - | (58,497) | - | - | (162,929) | (2,012,500) | (2,950,114) |
| **Balance as at 30 June 2025** | **-** | **747,812,707** | **28,365,494** | **307,350,195** | **31,276,493** | **87,718,410** | **16,512,112** | **33,347,410** | **62,900,305** | **1,315,283,126** |
| Balance as on 01 July 2025 | - | 747,812,707 | 28,365,494 | 307,350,195 | 31,276,493 | 87,718,410 | 16,512,112 | 33,347,410 | 62,900,305 | 1,315,283,126 |
| Charged for the year | - | 54,429,626 | 1,607,710 | 23,968,697 | 1,292,289 | 3,389,596 | 334,621 | 1,930,628 | 1,495,138 | 88,448,305 |
| Disposal during the year | - | (2,043,700) | - | - | (176,103) | (906,894) | - | - | (3,323,836) | (6,450,533) |
| **Balance as at 30 June 2026** | **-** | **800,198,633** | **29,973,204** | **331,318,892** | **32,392,680** | **90,201,111** | **16,846,733** | **35,278,038** | **61,071,607** | **1,397,280,898** |
| **Carrying amount** | | | | | | | | | | |
| **As at 30 June 2025** | **431,214,704** | **321,199,476** | **22,663,536** | **203,660,832** | **2,659,026** | **17,005,098** | **668,942** | **3,986,432** | **6,199,784** | **1,009,257,830** |
| **As at 30 June 2026** | **431,214,704** | **283,848,855** | **21,055,826** | **180,846,637** | **2,299,022** | **18,217,316** | **535,981** | **3,517,048** | **6,644,642** | **948,180,030** |

| Depreciation allocated to: | Note(s) | Allocation Basis | 30 Jun 2026 Taka | 30 Jun 2025 Taka |
|---|---|---|---|---|
| Factory Overhead | 29.02 | 80% | 70,758,644 | 73,044,383 |
| Administrative Expenses | 30.00 | 20% | 17,689,661 | 18,261,096 |
| | | | **88,448,305** | **91,305,479** |

## 8.01 Property, plant and equipment - at cost model

| | Land and Land development | Plant and Machineries | Administrative Building | Factory Building | Office Equipment | Electric Installation | Furniture & Fixture | Computer Equipment | Motor Vehicle | Amount in Taka Total |
|---|---|---|---|---|---|---|---|---|---|---|
| **At cost** | | | | | | | | | | |
| Balance as on 01 July 2024 | 216,823,001 | 1,063,725,952 | 51,029,030 | 511,011,027 | 32,936,123 | 103,204,334 | 16,956,696 | 35,115,252 | 68,538,589 | 2,099,340,004 |
| Addition during the year | - | 6,002,431 | - | - | 1,057,896 | 1,519,174 | 224,358 | 2,381,520 | 2,574,000 | 13,759,379 |
| Disposal during the year | - | (716,200) | - | - | (58,500) | - | - | (162,930) | 2(012,500) | (2,950,130) |
| **Balance as at 30 June 2025** | **216,823,001** | **1,069,012,183** | **51,029,030** | **511,011,027** | **33,935,519** | **104,723,508** | **17,181,054** | **37,333,842** | **69,100,089** | **2,110,149,253** |
| Balance as on 01 July 2025 | 216,823,001 | 1,069,012,183 | 51,029,030 | 511,011,027 | 33,935,519 | 104,723,508 | 17,181,054 | 37,333,842 | 69,100,089 | 2,110,149,253 |
| Addition during the year | - | 17,079,005 | - | 1,154,502 | 946,182 | 4,631,476 | 201,660 | 1,461,244 | 1,940,000 | 27,414,069 |
| Disposal during the year | - | (2,043,700) | - | - | (190,000) | (936,557) | - | - | 3(323,840) | (6,494,097) |
| **Balance as at 30 June 2026** | **216,823,001** | **1,084,047,488** | **51,029,030** | **512,165,529** | **34,691,701** | **108,418,427** | **17,382,714** | **38,795,086** | **67,716,249** | **2,131,069,225** |
| **Accumulated depreciation** | | | | | | | | | | |
| Balance as on 01 July 2024 | - | 691,412,166 | 26,686,957 | 283,344,632 | 29,982,400 | 84,091,504 | 16,142,199 | 31,704,227 | 63,563,677 | 1,226,927,762 |
| Charged for the year | - | 57,116,729 | 1,678,537 | 24,005,563 | 1,352,591 | 3,626,906 | 369,913 | 1,806,112 | 1,349,128 | 91,305,479 |
| Disposal during the year | - | (716,188) | - | - | (58,497) | - | - | (162,929) | 2(012,500) | (2,950,114) |
| **Balance as at 30 June 2025** | **-** | **747,812,707** | **28,365,494** | **307,350,195** | **31,276,494** | **87,718,410** | **16,512,112** | **33,347,410** | **62,900,305** | **1,315,283,127** |
| Balance as on 01 July 2025 | - | 747,812,707 | 28,365,494 | 307,350,195 | 31,276,494 | 87,718,410 | 16,512,112 | 33,347,410 | 62,900,305 | 1,315,283,127 |
| Charged for the year | - | 54,429,626 | 1,607,710 | 23,968,697 | 1,292,289 | 3,389,596 | 334,621 | 1,930,628 | 1,495,138 | 88,448,305 |
| Disposal during the year | - | (2,043,700) | - | - | (176,103) | (906,894) | - | - | 3(323,836) | (6,450,533) |
| **Balance as at 30 June 2026** | **-** | **800,198,633** | **29,973,204** | **331,318,892** | **32,392,681** | **90,201,111** | **16,846,733** | **35,278,038** | **61,071,607** | **1,397,280,899** |
| **Carrying amount** | | | | | | | | | | |
| **As at 30 June 2025** | **216,823,001** | **321,199,476** | **22,663,536** | **203,660,832** | **2,659,026** | **17,005,098** | **668,942** | **3,986,432** | **6,199,784** | **794,866,126** |
| **As at 30 June 2026** | **216,823,001** | **283,848,855** | **21,055,826** | **180,846,637** | **2,299,022** | **18,217,316** | **535,981** | **3,517,048** | **6,644,642** | **733,788,326** |



| | Particular | Note(s) | 30 June 2026 (Taka) | 30 June 2025 (Taka) |
|---|---|---|---|---|
| **9.00** | Intangible assets | | 468,668 | 128,981 |
| | Software | 9.01 | **468,668** | **128,981** |
| **9.01** | **Intangible assets schedule** | | | |
| | **Cost** | | | |
| | Opening balance | | 7,199,703 | 7,199,703 |
| | Add: Addition during the year | | 496,230 | - |
| | **Closing balance** | | **7,695,933** | **7,199,703** |
| | **Accumulated amortization** | | | |
| | Opening balance | | 7,070,722 | 6,915,953 |
| | Add: Charged during the year | | 156,543 | 154,769 |
| | **Closing balance** | | **7,227,265** | **7,070,722** |
| | **Carrying amount** | | **468,668** | **128,981** |
| **10.00** | **Investment in SKYS Securities Limited** | | | |
| | SKYS Securities Limited | | 30,377,066 | 30,377,066 |
| | | | **30,377,066** | **30,377,066** |
| **11.00** | **Other financial assets** | | | |
| | Investment in Fixed Deposit Receipts | | 1,645,675 | 1,535,192 |
| | | | **1,645,675** | **1,535,192** |

| Name of Banks | Period | Interest rate | | |
|---|---|---|---|---|
| Exim Bank PLC | 3 years | 6.50% | 1,645,675 | 1,535,192 |
| | | | **1,645,675** | **1,535,192** |

| | | | |
|---|---|---|---|
| **12.00** | **Inventories** | | |
| | Raw materials | 517,027,314 | 542,268,716 |
| | Work-in-process | 17,384,608 | 16,662,719 |
| | Finished goods | 11,853,667 | 12,376,701 |
| | Stores & spares | 93,838,926 | 92,173,725 |
| | Goods in transit | 82,887,356 | 105,599,399 |
| | | **722,991,871** | **769,081,260** |

**12.01 Quantitative movement of raw materials and finished goods**

**A. Raw Materials**

| | | | | | | |
|---|---|---|---|---|---|---|
| Liner Paper | Kg | 2,091,781 | 11,176,540 | 13,268,321 | 10,845,669 | 2,422,652 |
| Medium Paper | Kg | 2,610,045 | 8,238,262 | 10,848,307 | 8,813,967 | 2,034,340 |
| Duplex Board | Kg | 64,932 | 414,500 | 479,432 | 340,672 | 138,760 |
| Art Card | Kg | 19,990 | 25,310 | 45,300 | 22,654 | 22,646 |
| Yarn | Kg | 107,256 | 193,688 | 300,944 | 135,064 | 165,880 |
| Starch | Kg | 10,790 | 40,000 | 50,790 | 43,925 | 6,865 |
| Styrene Monomer | Kg | 1,881 | 16,730 | 18,611 | 17,268 | 1,343 |
| Corrugel | Kg | 52,470 | 648,000 | 700,470 | 633,450 | 67,020 |
| Chemical | Ltr | 454 | 1,800 | 2,254 | 1,726 | 528 |
| Resin | Kg | 55,986 | 282,460 | 338,446 | 260,603 | 77,843 |
| Rubber Thread | Kg | 37,860 | 52,899 | 90,759 | 42,938 | 47,821 |
| Cobalt PT-121 | Kg | 232 | 608 | 840 | 664 | 176 |
| Printing Ink | Kg | 10,137 | 13,465 | 23,602 | 11,414 | 12,188 |
| Pigment | Kg | 2,038 | 1,409 | 3,447 | 1,414 | 2,033 |
| Ribbon | Kg | 779,988 | 1,387,105 | 2,167,093 | 1,029,474 | 1,137,619 |
| OPP Gum Tape | Kg | 36,351 | 22,302 | 58,653 | 49,632 | 9,021 |
| GPPS/PP/HIPS | Kg | 33,454 | - | 33,454 | 33,454 | - |
| | | **5,915,645** | **22,515,078** | **28,430,723** | **22,283,987** | **6,146,736** |

**12.01 Quantitative movement of raw materials and finished goods**

**B. Finished goods**

| Product name | Unit | Opening balance | Production | Available for sale | Sales | Closing balance |
|---|---|---|---|---|---|---|
| Carton | Pcs | 104,800 | 23,963,640 | 24,068,440 | 23,947,179 | 121,261 |
| Label (Printed Fabrics, Narrow Fabrics & Woven Label) | Pcs/Yards | 469,001 | 66,524,244 | 66,993,245 | 66,859,192 | 134,053 |
| Offset Printing | Pcs | 275,389 | 12,674,310 | 12,949,699 | 12,867,488 | 82,211 |
| Heat Transfer Printing | Pcs | 3,133 | 3,672,298 | 3,675,431 | 3,653,779 | 21,652 |
| Button | GG | 357 | 184,818 | 185,175 | 185,175 | - |
| Gum Tape | Rolls | - | 658,655 | 658,655 | 658,655 | - |
| Hanger | Pcs | - | 1,076,971 | 1,076,971 | 1,076,971 | - |
| | | **852,680** | **108,754,936** | **109,607,616** | **109,248,439** | **359,177** |

| | Particular | Note(s) | 30 June 2026 (Taka) | 30 June 2025 (Taka) |
|---|---|---|---|---|
| **13.00** | **Trade and other receivables** | | | |
| | Trade receivables | **13.01** | 1,733,555,888 | 1,698,819,280 |
| | Other receivables-Accrued interest on FDR | | 461,658 | 475,812 |
| | | | **1,734,017,546** | **1,699,295,092** |
| **13.01** | **Trade receivables** | | | |
| | Opening balance | | 1,698,819,280 | 1,381,908,079 |
| | Add: Addition during the year | 28.00 | 2,806,971,058 | 2,888,158,169 |
| | Add: Adjustment for foreign currency translation gain | 13.02 | 16,157,074 | 30,659,577 |
| | | | **4,521,947,412** | **4,300,725,825** |
| | Less: Realized during the year | | (2,788,391,524) | (2,601,906,545) |
| | **Closing Balance** | | **1,733,555,888** | **1,698,819,280** |

**13.01.1** Trade receivables arise in the ordinary course of business from the sale of goods to customers and are secured by Letter of Credit (L/C) issued by bank. Accordingly, no trade receivables were written off during the year and no trade receivables were written off and no loss allowance has been recognised

**13.02** Foreign currency translation gain arises due to translation of foreign currency denominated trade receivables at the reporting date.

| | Particular | Note(s) | 30 June 2026 (Taka) | 30 June 2025 (Taka) |
|---|---|---|---|---|
| **13.03** | **Trade receivables include affiliated companies** | | | |
| | KDS Fashion Limited | | 85,678,139 | 139,230,767 |
| | KDS Garment Industries Limited | | 84,004,702 | 44,336,859 |
| | KDS IDR Limited | | 157,245,150 | 135,696,764 |
| | KDS Apparels Limited | | 6,968,850 | 3,946,634 |
| | | | **333,896,841** | **323,211,024** |
| **13.04** | **Ageing of trade receivables** | | | |
| | Dues within 3 Months | | 785,254,545 | 592,819,883 |
| | Dues over 3 Months | | 948,301,343 | 1,105,999,397 |
| | | | **1,733,555,888** | **1,698,819,280** |
| **13.05** | **Trade receivables - classification by security and related party:** | | | |
| | Receivable considered good and secured | | 1,733,555,888 | 1,698,819,280 |
| | Receivable considered good without security | | - | - |
| | Receivable considered doubtful or bad debt | | - | - |
| | Receivable due by directors or other officers | | - | - |
| | Receivable due from companies under same management | | 333,896,841 | 323,211,024 |
| | Maximum receivable due by directors or officers at any time | | - | - |
| **14.00** | **Advances, deposits and prepayments** | | | |
| | Advances | 14.01 | 67,825,783 | 63,700,847 |
| | Security deposits | 14.02 | 14,169,605 | 14,367,554 |
| | Prepayments | 14.03 | 2,650,825 | 2,558,131 |
| | | | **84,646,213** | **80,626,532** |

| | Particular | Note(s) | 30 June 2026 (Taka) | 30 June 2025 (Taka) |
|---|---|---|---|---|
| **14.01** | **Advances** | | | |
| | Against salary and allowances | | 3,148,860 | 4,207,171 |
| | Against income tax | 14.01.01 | 31,032,218 | 31,697,013 |
| | Advance against Land | | 12,847,598 | 12,847,598 |
| | Against purchase & service | | 20,797,107 | 14,949,065 |
| | | | **67,825,783** | **63,700,847** |
| **14.01.01** | **Advance income tax** | | | |
| | Opening balance | | 31,697,013 | 28,324,180 |
| | Add: Paid during the year | | 27,819,899 | 28,484,694 |
| | | | 59,516,912 | 56,808,874 |
| | Less: Adjusted during the year | | (28,484,694) | (25,111,861) |
| | **Closing balance** | | **31,032,218** | **31,697,013** |
| **14.02** | **Security deposits** | | | |
| | T & T | | 20,000 | 20,000 |
| | Titas Gas Transmission & Distribution Company Limited | | 2,429,000 | 2,429,000 |
| | Gazipur Palli Bidyut Samity | | 9,065,088 | 9,065,088 |
| | Karnaphuli Gas Transmission Limited | | 1,462,983 | 1,462,983 |
| | Central Depository Bangladesh Limited (CDBL) | | 500,000 | 500,000 |
| | Chattogram Port Authority & Shipping Agent | | 392,534 | 590,483 |
| | Gulshan Club Limited | | 300,000 | 300,000 |
| | | | **14,169,605** | **14,367,554** |
| **14.03** | **Prepayments** | | | |
| | Insurance premium | | 2,650,825 | 2,558,131 |
| | | | **2,650,825** | **2,558,131** |

**14.04** The management consider that all the above advances, deposits and prepayments are either adjustable or recoverable in cash or in kind and for that no provision against them are required at this stage.

| | Particular | Note(s) | 30 June 2026 (Taka) | 30 June 2025 (Taka) |
|---|---|---|---|---|
| **15.00** | **Due from affiliated companies** | | | |
| | KDS Poly Industries Limited | | 48,263,529 | 50,835,617 |
| | KDS Thread Limited | | 700,993,149 | 944,639,582 |
| | | | **749,256,678** | **995,475,198** |

The above amounts represent transactions with KDS Poly Industries Limited and KDS Thread Limited during the year and all the transactions were made through banking channel.

| | | | | |
|---|---|---|---|---|
| **16.00** | **Short term investment** | | | |
| | Investment in Fixed Deposit Receipts | | 4,273,266 | 3,970,069 |
| | | | **4,273,266** | **3,970,069** |

| Name of Banks | Purpose | Period | Interest rate | | |
|---|---|---|---|---|---|
| Bank Asia PLC | Bank Guarantee | 1 year | 9.75% | 4,273,266 | 3,970,069 |
| | | | | **4,273,266** | **3,970,069** |

| | | | | |
|---|---|---|---|---|
| **17.00** | **Cash and cash equivalents** | | | |
| | Cash in hand | 17.01 | 825,089 | 1,204,835 |
| | Cash at bank | 17.02 | 38,300,884 | 67,108,799 |
| | | | **39,125,973** | **68,313,634** |
| **17.01** | **Cash in hand** | | | |
| | Head office | | 324,435 | 572,094 |
| | Dhaka office | | 325,789 | 296,339 |
| | Gazipur factory office | | 174,865 | 336,402 |
| | | | **825,089** | **1,204,835** |

**17.02 Cash at Bank**

| Name of Banks | Account No | Branch | Account Type | 30 June 2026 (Taka) | 30 June 2025 (Taka) |
|---|---|---|---|---|---|
| Bank Asia PLC | 01236050518 | MCB Banani | SND | - | - |
| Bank Asia PLC | 00542000114 | Agrabad | Retention Quota | 415,543 | 24,380 |
| Bank Asia PLC | 00547000033 | Agrabad | USD | 2,207,375 | 21,449,576 |
| Bank Asia PLC | 00547000053 | Agrabad | USD | 3,049,712 | 5,897,598 |
| Bank Asia PLC | 00533007874 | Agrabad | Current Deposit | 118,174 | 46,926 |
| Bank Asia PLC | 01242000049 | MCB Banani | Retention Quota | 11,190,613 | 2,846,610 |
| Bank Asia PLC | 01247000009 | MCB Banani | USD | 1,075 | 1,069 |
| Bank Asia PLC | 00542000136 | Agrabad | USD | 2,363 | 2,349 |
| Bank Asia PLC | 01247000030 | MCB Banani | RAD | 2,552,280 | 28,306,468 |
| Bank Asia PLC | 01236050569 | MCB Banani | SND | 628,140 | 334,735 |
| Bank Asia PLC | 01233054918 | MCB Banani | Current Deposit | 1,610,823 | 57,662 |
| Bank Asia PLC | 0533008175 | MCB Banani | Current Deposit | 7,779,238 | 301,987 |
| Dutch Bangla Bank PLC | 1421100015883 | Jubilee Road | Current Deposit | 3,536,434 | 2,143,843 |
| Eastern Bank PLC | 0011060000176 | Agrabad | Current Deposit | 237,243 | 194,428 |
| HSBC | 004-046140-011 | Agrabad | Current Deposit | - | 105,279 |
| Mutual Trust Bank PLC | 0002-0320003052 | Motijheel | Escrow | 101,372 | 101,633 |
| Eastern Bank PLC | 220600014 | Agrabad | Marging Account | 98,618 | 575,617 |
| NCC Bank PLC | 0107-0210001284 | Baridhara | Current Deposit | 1,674 | 2,019 |
| NRB Bank PLC | 2012010105606 | Agrabad | Current Deposit | 812,143 | 64,927 |
| Standard Chartered Bank | 01 3979660 01 | Agrabad | Current Deposit | 2,641,736 | 323,059 |
| Standard Chartered Bank | 013979660-02 | Agrabad | Current Deposit | 587,378 | 790,713 |
| Standard Chartered Bank | 01 3979660 03 | Agrabad | Current Deposit | 27,377 | 195,752 |
| Standard Chartered Bank | 46397966002 | Agrabad | USD | 450,474 | 3,145,147 |
| Standard Chartered Bank | 01397966004 | Agrabad | Dividend | 162,990 | - |
| Southeast Bank PLC | 15400000112 | Agrabad | USD | 10,927 | 127,801 |
| Southeast Bank PLC | 11100026308 | Agrabad | Current Deposit | 77,105 | 69,145 |
| Trust Bank PLC | 0210002272 | Dewan Bazar | Current Deposit | 77 | 77 |
| | | | | **38,300,884** | **67,108,799** |

| Particular | | 30 June 2026 (Taka) | 30 June 2025 (Taka) |
|---|---|---|---|
| **18.00** | **Share capital** | | |
| | **Authorized Capital** | | |
| | 200,000,000 Ordinary Shares of Tk. 10 each | 2,000,000,000 | 2,000,000,000 |
| | | **2,000,000,000** | **2,000,000,000** |
| | **Issued, subscribed and paid-up Capital** | | |
| 1,000 | Ordinary Shares of Tk. 10 each as at 21 April 1991 | 10,000 | 10,000 |
| 2,100,000 | Ordinary Shares of Tk. 10 each as at 17 June 2004 | 21,000,000 | 21,000,000 |
| 10,505,000 | Ordinary Shares of Tk. 10 each as at 30 June 2010 | 105,050,000 | 105,050,000 |
| 17,522,340 | Ordinary Shares of Tk. 10 each as at 6 March 2012 | 175,223,400 | 175,223,400 |
| 9,871,660 | Ordinary Shares of Tk. 10 each as at 8 June 2013 | 98,716,600 | 98,716,600 |
| 12,000,000 | Ordinary Shares of Tk. 10 each issued through IPO | 120,000,000 | 120,000,000 |
| 5,200,000 | Ordinary Shares of Tk. 10 each as at 29 March 2016 (Bonus share) | 52,000,000 | 52,000,000 |
| 2,860,000 | Ordinary Shares of Tk. 10 each as at 18 September 2017 (Bonus shares) | 28,600,000 | 28,600,000 |
| 3,003,000 | Ordinary Shares of Tk. 10 each as at 04 November 2018 (Bonus shares) | 30,030,000 | 30,030,000 |
| 3,153,150 | Ordinary Shares of Tk. 10 each as at 13 November 2019 (Bonus shares) | 31,531,500 | 31,531,500 |
| 4,966,211 | Ordinary Shares of Tk. 10 each as at 30 November 2020 (Bonus shares) | 49,662,110 | 49,662,110 |
| 3,559,118 | Ordinary Shares of Tk. 10 each as at 23 October 2024 (Bonus shares) | 35,591,180 | 35,591,181 |
| **74,741,479** | **Ordinary Shares of Tk. 10 each** | **747,414,790** | **747,414,791** |



**18.01 Shareholding position**

| Particular | 30 June 2026 | | 30 June 2025 | |
|---|---|---|---|---|
| Name of the shareholders | Percentage of holding | Number of shares | Percentage of holding | Number of shares |
| Mr. Khalilur Rahman | 42.99% | 32,129,198 | 42.99% | 32,129,198 |
| Mr. Salim Rahman | 14.09% | 10,531,861 | 14.09% | 10,531,861 |
| Ms. Hasina Iqbal | 1.03% | 771,108 | 1.03% | 771,108 |
| Ms. Tahsina Rahman | 3.84% | 2,873,298 | 3.84% | 2,873,298 |
| Ms. Tahmina Rahman | 0.001% | 454 | 0.001% | 454 |
| KDS Garments Inds. Limited | 2.01% | 1,503,512 | 2.01% | 1,503,512 |
| General Public (IPO) | 36.03% | 26,932,048 | 36.03% | 26,932,048 |
| | **100%** | **74,741,479** | **100%** | **74,741,479** |

**18.02 Classification of shares by holding**

| Slab by number of shares | No. of Shareholders | No. of Shares | Holding (%) |
|---|---|---|---|
| Less than 500 | 2,613 | 350,599 | 0.47% |
| From 500 to 5,000 | 2,387 | 4,277,742 | 5.72% |
| From 5,001 to 10,000 | 336 | 2,529,852 | 3.38% |
| From 10,001 to 20,000 | 203 | 2,903,370 | 3.88% |
| From 20,001 to 30,000 | 83 | 2,046,502 | 2.74% |
| From 30,001 to 40,000 | 37 | 1,282,277 | 1.72% |
| From 40,001 to 50,000 | 18 | 834,106 | 1.12% |
| From 50,001 to 100,000 | 23 | 1,589,933 | 2.13% |
| From 100,001 to 1,000,000 | 29 | 7,539,359 | 10.09% |
| Above 1,000,000 | 8 | 51,387,739 | 68.75% |
| | **5,737** | **74,741,479** | **100%** |

| Particular | Note(s) | 30 June 2026 (Taka) | 30 June 2025 (Taka) |
|---|---|---|---|
| **19.00 Long term borrowings** | | | |
| Bank Asia PLC - Agrabad Branch-USD Loan | 19.01 | 19,172,795 | 41,908,676 |
| Bank Asia PLC - Agrabad Branch-BDT Loan | 19.02 | 14,178,479 | 21,867,710 |
| | | **33,351,274** | **63,776,386** |
| **19.01 Bank Asia PLC - Agrabad Branch-USD Loan** | | | |
| Opening balance | | 41,908,676 | 62,427,692 |
| Add: Interest applied | | 1,856,078 | 3,445,775 |
| Less: Adjustment for foreign currency translation | | (6,729,514) | (4,346,967) |
| | | **37,035,240** | **61,526,500** |
| Less: Paid during the year | | (17,862,445) | (19,617,824) |
| **Closing balance** | | **19,172,795** | **41,908,676** |

**19.01.1 Details of USD term loan facilities:**

**Lenders:**

The company entered into a FC term loan (USD) agreement with Bank Asia PLC for settlement of import liabilities related with Plant & Machineries

**Total loan facilities:**
USD 0.93 million eqvt. to BDT 81.84 million

**Expiry:**
05 (five) years from the date of 1st disbursement.

**Disbursement:**
The first disbursement was made on 12 April 2022.

**Repayments**
This term loan will repay in 60 nos. (sixty) equal monthly installments starting from the following month of disbursement.

**Purpose:**
For settlement of import liabilities related with Plant & Machineries

**Securities:**

i) PG of all the directors of the company.

ii) Hypothecation on imported movable assets.

| | Particular | Note(s) | 30 June 2026 (Taka) | 30 June 2025 (Taka) |
|---|---|---|---|---|
| 19.02 | **Bank Asia PLC - Agrabad Branch-BDT Loan** | | | |
| | Opening balance | | 21,867,710 | 28,495,996 |
| | Add: Interest applied | | 2,420,511 | 3,318,118 |
| | Add: Bank charges | | 20,000 | 20,000 |
| | | | **24,308,221** | **31,834,114** |
| | Less: Paid during the year | | (10,129,742) | (9,966,404) |
| | **Closing balance** | | **14,178,479** | **21,867,710** |

**19.02.1 BDT term loan facilities:**

**Lenders:**

The company entered into a BDT term loan agreement with Bank Asia PLC for construction of two storied shed for imported machineries.

**Total loan facilities:**

BDT 35 million.

**Expiry:**

07 years (including 1.5 years grace period).

**Disbursement:**

The first disbursement was made on 31 January 2021.

**Repayments**

This term loan will repay in 66 nos. (sixty six) equal monthly installments starting from 19th month of disbursement.

**Purpose:**

For construction of two storied shed for imported machineries.

**Securities:**

i) Hypothecation on imported movable assets.

| | Particular | Note(s) | 30 June 2026 (Taka) | 30 June 2025 (Taka) |
|---|---|---|---|---|
| 19.03 | **Current/non-current classification** | | | |
| | Due within one year | | 28,180,200 | 36,018,366 |
| | Due after one year | | 5,171,075 | 27,758,020 |
| | | | **33,351,275** | **63,776,386** |
| 20.00 | **Defined benefit obligation- gratuity** | | | |
| | Opening balance | | 161,788,569 | 145,062,096 |
| | Add: Provision made during the year | | 24,417,151 | 20,984,467 |
| | | | 186,205,720 | 166,046,563 |
| | Less: Paid during the year | | (3,506,494) | (4,257,994) |
| | **Closing balance** | | **182,699,226** | **161,788,569** |
| 21.00 | **Deferred tax liability** | | | |
| | Opening balance | | 13,011,595 | 19,346,450 |
| | **Provided during the year** | | | |
| | Taxable/(deductible) temporary difference of PPE and intangible asset (excluding land) | | (6,485,278) | (4,327,679) |
| | Provision for Gratuity | | (2,509,279) | (2,007,176) |
| | Investment in SKYS Securities Limited | | - | - |
| | | | **(8,994,557)** | **(6,334,855)** |
| | **Closing balance** | | **4,017,038** | **13,011,595** |

**Reconciliation of deferred tax liabilities /(assets) are as follows :**

| | Carrying Amount | Tax Base | Tax Rate | Taxable / (Deductible) Temporary Difference | Deferred Tax liabilities/(assets) |
|---|---|---|---|---|---|
| **As on 30 June 2026** | Taka | Taka | Percentage | Taka | Taka |
| Property, plant & equipment (Excluding Land) | 517,433,994 | 310,416,660 | 12.00% | 207,017,335 | 24,842,080 |
| Gratuity | (182,699,226) | - | 12.00% | (182,699,226) | (21,923,907) |
| Investment in SKYS Securities Ltd. | 30,377,066 | 23,405,000 | 15% - 20% | 6,972,066 | 1,098,865 |
| **Net taxable temporary difference** | | | | **31,290,175** | **4,017,038** |

| | Carrying Amount | Tax Base | Tax Rate | Taxable / (Deductible) Temporary Difference | Deferred Tax liabilities/(assets) |
|---|---|---|---|---|---|
| | Taka | Taka | Percentage | Taka | Taka |
| **As on 30 June 2025** | | | | | |
| Property, plant & equipment (Excluding Land) | 578,172,107 | 317,110,788 | 12.00% | 261,061,319 | 31,327,358 |
| Gratuity | (161,788,569) | - | 12.00% | (161,788,569) | (19,414,628) |
| Investment in SKYS Securities Ltd. | 30,377,066 | 23,405,000 | 15% - 20% | 6,972,066 | 1,098,865 |
| **Net taxable temporary difference** | | | | **106,244,816** | **13,011,595** |

| | Particular | Note(s) | 30 June 2026 (Taka) | 30 June 2025 (Taka) |
|---|---|---|---|---|
| **22.00** | **Trade payables** | | | |
| | Payable for imported goods | | 1,135,973,236 | 1,621,298,972 |
| | Payable for local goods & Expenses | | 31,131,361 | 27,598,298 |
| | | | **1,167,104,597** | **1,648,897,269** |

Liability for imported goods includes foreign currency translation loss of Tk. 14,326,651 (foreign currency translation loss for the corresponding year 2024-2025 was of Tk.45,214,963) arising due to translation of trade payables in foreign currency at the reporting date.

| | | | | |
|---|---|---|---|---|
| **23.00** | **Unclaimed Dividend** | | | |
| | Opening Balance | | 786,917 | 1,179,379 |
| | Add: Cash dividend declared during the year | | 74,741,479 | 35,591,181 |
| | | | 75,528,396 | 36,770,560 |
| | Less: Paid/adjusted during the year | | (74,757,439) | (35,983,643) |
| | | | **770,957** | **786,917** |
| **23.01** | **Dividend unclaimed for the years** | | | |
| | For year ended on | | | |
| | 30 June 2025 (Final) | | 186,685 | - |
| | 30 June 2024 (Final) | | 135,292 | 154,988 |
| | 30 June 2023 (Final) | | 448,980 | 459,735 |
| | 30 June 2022 (Final) | | - | 172,194 |
| | | | **770,957** | **786,917** |

An Amount Tk. 135,913.26 was transferred to Capital Market Stabilization Fund, on 21 December 2025 through CQ No 2092371, Standard Chartered Bank as per Letter No: KDSA/CTG/F&A/1758/25.

| | | | |
|---|---|---|---|
| **24.00** | **Provision for Income Tax** | | |
| | Opening balance | 70,862,072 | 61,953,667 |
| | Add: Provision during the year | 43,020,681 | 46,093,461 |
| | Add/(Less): Prior Year's Adjustment (AY: 2024-25) | - | (10,709,220) |
| | | **43,020,681** | **35,384,241** |
| | Less: Paid/adjusted during the year | (28,484,694) | (26,475,836) |
| | | **85,398,059** | **70,862,072** |

**24.01 Reconciliation of effective tax rate**

| | 30 June 2026 | | 30 June 2025 | |
|---|---|---|---|---|
| | Rate | Taka | Rate | Taka |
| Profit before Tax | | 198,498,249 | | 192,795,872 |
| **Total Income Tax Expenses** | **17.14%** | **34,026,124** | **15.07%** | **29,049,386** |
| **Factors affecting the tax charge:** | | | | |
| Tax using the applicable rate | 20.00% | 39,699,650 | 20.00% | 38,559,174 |
| Difference between accounting & fiscal Depreciation | 5.45% | 10,808,797 | 3.74% | 7,212,798 |
| Inadmissible Expenses | 0.05% | 95,030 | -2.14% | (4,131,793) |
| Difference Between WPPF & WF Provision & Payment | 3.28% | 6,507,419 | 3.40% | 6,547,576 |
| Difference Between Gratuity Provision & Payment | 2.81% | 5,584,729 | 2.62% | 5,048,492 |
| Rebate on export sales | -14.44% | (28,669,501) | -12.55% | (24,186,861) |
| | **17.14%** | **34,026,124** | **15.07%** | **29,049,386** |



| | Particular | Note(s) | 30 June 2026 (Taka) | 30 June 2025 (Taka) |
|---|---|---|---|---|
| **25.00** | **Short term bank loan** | | | |
| | Bank Overdraft | 25.01 | 44,833,428 | 76,355,835 |
| | Demand Loan and Time Loan | 25.02 | 315,199,187 | 245,626,603 |
| | | | **360,032,615** | **321,982,438** |
| **25.01** | **Bank Overdraft** | | | |
| | Bank Asia PLC | | 9,535,484 | 75,860,184 |
| | Eastern Bank PLC | | 24,682,357 | - |
| | Southeast Bank PLC | | 10,615,587 | 495,651 |
| | | | **44,833,428** | **76,355,835** |
| **25.02** | **Demand Loan and Time Loan** | | | |
| | Bank Asia PLC | | 196,940,516 | 87,307,650 |
| | Eastern Bank PLC | | 20,000,000 | - |
| | Standard Chartered Bank | | 98,258,671 | 85,595,346 |
| | NRB Bank PLC | | - | 72,723,607 |
| | | | **315,199,187** | **245,626,603** |
| **26.00** | **Liabilites for expenses and other finance** | | | |
| | For Expense | 26.01 | 228,934,942 | 213,903,517 |
| | For other Finance | 26.02 | 296,594 | 760,659 |
| | | | **229,231,536** | **214,664,176** |
| **26.01** | **For Expense** | | | |
| | Audit fees | 26.01.01 | 625,587 | 590,413 |
| | C & F charges | | 4,672,016 | 5,950,369 |
| | Commission on sales | | 2,817,624 | 3,034,548 |
| | Electricity bill | | 1,441,229 | 1,675,338 |
| | Employee salaries and director's remuneration | | 35,524,676 | 37,164,616 |
| | Gas charges | | 4,819,821 | 2,705,418 |
| | Insurance expenses | | 2,946,732 | 4,669,328 |
| | Provident fund | | 174,536,024 | 153,942,999 |
| | Rent expenses | | 1,254,382 | 3,854,382 |
| | Telephone & mobile bill | | 296,851 | 316,106 |
| | | | **228,934,942** | **213,903,517** |
| **26.01.01** | **Audit fees** | | | |
| | Statutory audit fees | | 510,000 | 510,000 |
| | Other audit fees | | 115,587 | 80,413 |
| | | | **625,587** | **590,413** |
| **26.02** | **For other Finance** | | | |
| | Source tax payable | | - | 308,823 |
| | VAT on audit fee | | 88,500 | 88,500 |
| | Source VAT payable | | 208,094 | 363,336 |
| | | | **296,594** | **760,659** |
| **27.00** | **Provision for WPPF and Welfare Fund** | | | |
| | Opening balance | | 91,435,990 | 91,682,991 |
| | Add: Provision made during the year | | 10,447,276 | 10,147,151 |
| | Add: Interest during the year | | 5,999,076 | 6,098,288 |
| | | | 107,882,342 | 107,928,430 |
| | Less: Transferred during the year | | (16,090,745) | (16,492,440) |
| | | | **91,791,597** | **91,435,990** |

As per provision of Workers' Profit Participation Fund (WPPF) and Welfare Fund (WF) of Labor Act 2006, the company has been maintaining provision of WPPF & WF since 2010. Meantime,the company has credited interest on the non-distributed WPPF & WF fund till 30 June 2026 with a view to protecting the interest of the workers.

| | Particular | Notes | 01 July 2025 - 30 June 2026 | | 01 July 2024 - 30 June 2025 | |
|---|---|---|---|---|---|---|
| | | | USD | Taka | USD | Taka |
| **28.00** | **Revenue** | | | | | |
| | Export sales | 28.01 | 23,141,528 | 2,806,971,058 | 24,403,715 | 2,888,158,169 |
| | | | **23,141,528** | **2,806,971,058** | **24,403,715** | **2,888,158,169** |

**28.01 Details of export sales during the year are as follows :**

| | 01 July 2025 - 30 June 2026 | | 01 July 2024 - 30 June 2025 | |
|---|---|---|---|---|
| **Product name** | (%) | Taka | (%) | Taka |
| Carton | 84.35% | 2,367,673,692 | 82.05% | 2,369,700,007 |
| Label (Printed Fabrics, Narrow Fabrics & Woven Label) | 6.06% | 170,207,269 | 7.48% | 216,090,920 |
| Offset Printing | 1.42% | 39,922,634 | 2.27% | 65,502,992 |
| Heat Transfer Printing | 0.47% | 13,328,978 | 0.37% | 10,671,292 |
| Button | 5.76% | 161,622,271 | 6.01% | 173,719,327 |
| Gum Tape | 1.75% | 49,076,478 | 1.82% | 52,473,631 |
| Hanger | 0.18% | 5,139,736 | 0.00% | - |
| | **100%** | **2,806,971,058** | **100%** | **2,888,158,169** |

| | Particular | Notes | 01 July 2025 - 30 June 2026 (Taka) | 01 July 2024 - 30 June 2025 (Taka) |
|---|---|---|---|---|
| **29.00** | **Cost of goods sold** | | | |
| | Raw materials consumed | 29.01 | 1,855,591,692 | 1,908,362,989 |
| | Factory overhead | 29.02 | 493,746,294 | 491,408,908 |
| | **Cost of Production** | | **2,349,337,985** | **2,399,771,897** |
| | Add: Opening work-in-process | | 16,662,719 | 13,777,608 |
| | Less: Closing work-in-process | 12.00 | (17,384,608) | (16,662,719) |
| | **Cost of goods manufactured** | | **2,348,616,096** | **2,396,886,786** |
| | Goods used for sample making | | (475,148) | (450,151) |
| | | | 2,348,140,948 | 2,396,436,635 |
| | Opening finished goods | | 12,376,701 | 7,649,654 |
| | **Cost of goods available for sale** | | **2,360,517,649** | **2,404,086,289** |
| | Closing finished goods | 12.00 | (11,853,667) | (12,376,701) |
| | | | **2,348,663,982** | **2,391,709,588** |
| **29.01** | **Raw materials consumed** | | | |
| | Opening inventory | | 542,268,716 | 365,350,950 |
| | Add: Purchases during the year | | 1,830,350,289 | 2,085,280,755 |
| | Total materials available | | 2,372,619,005 | 2,450,631,705 |
| | Less: Closing inventory | 12.00 | (517,027,314) | (542,268,716) |
| | | | **1,855,591,692** | **1,908,362,989** |
| **29.02** | **Factory overhead** | | | |
| | Salaries, wages and others | | 261,501,345 | 243,275,353 |
| | Ansar/security cost | | 4,199,494 | 3,611,900 |
| | Depreciation | 8.00 | 70,758,644 | 73,044,383 |
| | Electricity expenses | | 17,092,079 | 19,947,418 |
| | Fuel expenses | | 13,669,935 | 14,128,642 |
| | Gas Expenses | | 52,578,819 | 45,724,108 |
| | Generator running expenses | | 1,701,295 | 1,699,492 |
| | Gratuity | 20.00 | 4,883,430 | 4,196,893 |
| | Insurance premium | | 3,597,170 | 3,465,048 |
| | Labour charges | | 2,237,175 | 2,330,633 |
| | Printing and processing charges | | 2,439,334 | 3,886,317 |
| | Repair and maintenance | | 15,210,896 | 11,863,407 |
| | Stores and spares consumption | 29.03 | 25,954,459 | 44,011,199 |
| | Telephone expenses | | 1,626,490 | 1,596,714 |
| | Testing fee | | 7,811,774 | 9,149,566 |
| | Uniform and liveries | | 592,970 | 265,076 |
| | Vehicle maintenance expenses | | 7,450,596 | 8,764,660 |
| | Water and sanitation expenses | | 440,389 | 448,099 |
| | | | **493,746,294** | **491,408,908** |

| | Particular | Notes | 01 July 2025 - 30 June 2026 (Taka) | 01 July 2024 - 30 June 2025 (Taka) |
|---|---|---|---|---|
| **29.03** | **Stores and spares consumption** | | | |
| | Opening inventory | | 92,173,725 | 89,610,577 |
| | Add: Purchases during the year | | 27,619,660 | 46,574,347 |
| | Total spare parts available | | 119,793,385 | 136,184,924 |
| | Less: Closing inventory | 12.00 | (93,838,926) | (92,173,725) |
| | | | **25,954,459** | **44,011,199** |
| **30.00** | **Administrative Expenses** | | | |
| | Salaries and Allowances | | 109,373,300 | 102,398,600 |
| | Director's remuneration | | 6,100,000 | 6,100,000 |
| | Audit fees | 30.01 | 714,087 | 704,500 |
| | AGM expenses | | 842,320 | 987,304 |
| | Amortization | 9.00 | 156,543 | 154,769 |
| | Depreciation | 8.00 | 17,689,661 | 18,261,096 |
| | Electricity expenses | | 3,016,249 | 4,644,092 |
| | Entertainment | | 2,970,869 | 1,585,738 |
| | Fuel expenses | | 2,024,331 | 2,838,980 |
| | Gratuity | 20.00 | 19,533,721 | 16,787,574 |
| | Group insurance | | 598,518 | 604,893 |
| | Guest house expenses | | 356,756 | 374,544 |
| | Insurance expenses | | 1,541,644 | 1,485,026 |
| | Interest on WPPF | | 5,999,076 | 6,098,288 |
| | Internet expenses | | 1,943,702 | 1,894,825 |
| | Medical expenses | | 119,048 | 275,024 |
| | Miscellaneous expenses | | 7,512,575 | 7,012,575 |
| | Periodicals expenses | | 31,435 | 28,397 |
| | Office maintenance | | 447,850 | 415,785 |
| | Postage and parcel expenses | | 894,566 | 848,033 |
| | Printing and stationeries | | 1,687,200 | 2,688,028 |
| | Professional fees | | 57,500 | 53,750 |
| | Rent expenses - Dhaka office | | 7,459,996 | 11,660,071 |
| | Rent, rates, license, renewal and others fee | | 3,578,730 | 4,495,342 |
| | Repair and maintenance | | 2,201,321 | 1,755,578 |
| | Security cost - Ansar cost | | 1,151,445 | 990,335 |
| | Fooding expenses | | 4,948,129 | 3,560,525 |
| | Telephone | | 1,881,684 | 1,847,237 |
| | Travelling and conveyance | | 3,792,671 | 1,539,765 |
| | Vehicle maintenance expenses | | 827,844 | 977,342 |
| | | | **209,452,773** | **203,068,016** |
| **30.01** | **Audit fees** | | | |
| | Statutory audit fees | | 586,500 | 586,500 |
| | Other audit fees | | 127,587 | 118,000 |
| | | | **714,087** | **704,500** |
| **31.00** | **Selling and distribution expenses** | | | |
| | Salaries and allowances | | 29,694,666 | 27,932,539 |
| | Advertisement expenses | | 465,199 | 1,020,326 |
| | Carriage outward | | 33,058,046 | 23,435,644 |
| | Sales promotion and commission expenses | | 26,831,844 | 23,126,482 |
| | Sample expenses | | 475,148 | 450,151 |
| | | | **90,524,903** | **75,965,142** |
| **32.00** | **Finance cost** | | | |
| | Interest on bank loan and others | | 64,702,320 | 61,460,315 |
| | Bank charges and commission | | 16,720,082 | 13,231,038 |
| | (Gain)/Loss on currency fluctuation | | - | 36,103,299 |
| | | | **81,422,402** | **110,794,652** |
| **33.00** | **Finance income** | | | |
| | Interest income from FDR | | 511,697 | 493,288 |
| | Interest income from STD | | 60,138 | 49,486 |
| | Gain on Currency Fluctuation | | 3,399,038 | - |
| | Interest income from affiliated companies | | 123,920,146 | 91,535,861 |
| | | | **127,891,019** | **92,078,635** |



| | Particular | Notes | 01 July 2025 - 30 June 2026 (Taka) | 01 July 2024 - 30 June 2025 (Taka) |
|---|---|---|---|---|
| **34.00** | **Other Income** | | | |
| | Rental income | | 1,356,522 | 1,560,000 |
| | Gain on sale of fixed assets | | 922,138 | 824,084 |
| | Forfeiture of Provident Fund | | 1,036,230 | 1,019,533 |
| | Wastage Sales | | 832,618 | 840,000 |
| | | | **4,147,508** | **4,243,617** |
| **35.00** | **Reconciliation of cash generated by operations** | | | |
| | Profit before income tax | | 198,498,249 | 192,795,872 |
| | Depreciation charged | | 88,448,305 | 91,305,479 |
| | Amortization charged | | 156,543 | 154,770 |
| | (Gain)/loss on sale of property, plant and equipment | | (922,138) | (824,084) |
| | Finance Income | | (127,891,019) | (92,078,635) |
| | Finance Cost | | 81,422,402 | 110,794,652 |
| | (Increase)/Decrease in Inventory | | 46,089,389 | (197,523,132) |
| | (Increase)/Decrease in Trade and Other Receivables (after adj. foreign currency fluctuation gain) | | (18,579,537) | (286,251,625) |
| | (Increase) / Decrease in Advances, Deposits and Pre-payments | | (4,684,476) | (426,222) |
| | Increase/(Decrease) in Trade payables | | (502,145,858) | 357,529,892 |
| | Increase/(Decrease) in Liabiliteis for expense and other finance | | 14,567,360 | (16,139,518) |
| | Increase in provision of WPPF and WF | | 355,607 | (247,001) |
| | Increase in the provision of gratuity | | 20,910,657 | 16,726,473 |
| | **Cash generated by operations** | | **(203,774,515)** | **175,816,921** |
| | Interest paid (net) | | 43,083,733 | 17,349,794 |
| | Income Tax Paid | | (27,819,899) | (29,848,669) |
| | **Net cash flows from operating activities** | | **(188,510,681)** | **163,318,046** |
| **36.00** | **Earnings Per Share (EPS)** | | | |
| **36.01** | **Basic Earnings Per Share** | | | |
| | The computation of EPS is given below: | | | |
| | Total earnings attributable to the ordinary shareholders | | 164,472,125 | 163,746,486 |
| | Number of ordinary shares outstanding during the year | | 74,741,479 | 74,741,479 |
| | Weighted average number of ordinary shares outstanding during the year | | 74,741,479 | 74,741,479 |
| | **Basic Earnings Per Share** | | **2.20** | **2.19** |
| **36.02** | **Diluted EPS** | | | |
| | No diluted EPS was required to be calculated for the year since there was no scope for dilution of share during the year under review. | | | |
| **36.03** | **Net Asset Value Per Share (NAV)** | | | |
| | Total Assets | | 4,314,982,986 | 4,658,060,854 |
| | Less: Liabilities | | (2,154,396,900) | (2,587,205,413) |
| | Net Asset Value (NAV) | | 2,160,586,086 | 2,070,855,441 |
| | Number of ordinary shares outstanding during the year | | 74,741,479 | 74,741,479 |
| | **Net Assets Value (NAV) per share** | | **28.91** | **27.71** |
| **36.04** | **Net operating cash flow per share** | | | |
| | Net operating cash flows (from statement of cash flows) | | (188,510,681) | 163,318,046 |
| | Number of ordinary shares outstanding during the year | | 74,741,479 | 74,741,479 |
| | **Net operating cash flow per share** | | **(2.52)** | **2.19** |

**Reason for negative results in Net Operating CaSh flow Per share (NOCFPS):**
Net Operating Cash Flow Per Share (NOCFPS) was negative due to higher payments to suppliers during the year compared to collections from customers.

| Particular | Notes | 30 June 2026 (Taka) | 30 June 2025 (Taka) |
|---|---|---|---|

**37.00 Contingent liabilities and commitment**

Contingent liabilities and commitment at the reporting date are as follows:

**37.01 Bank guarantee**

| | | |
|---|---|---|
| Bank Asia Limited | 11,447,208 | 11,197,208 |
| | **11,447,208** | **11,197,208** |

**37.02 L/C Liabilities-Non funded**

| | | |
|---|---|---|
| Bank Asia PLC | 515,070,119 | 235,563,840 |
| Southeast Bank PLC | - | 17,195,600 |
| Standard Chartered Bank | - | 110,786,296 |
| | **515,070,119** | **363,545,736** |

**37.03 Capital expenditure commitment**

There is no capital expenditure commitment as at 30 June 2026

**38.00 Directors' interest in contracts with the company**

There was no transaction resulting in Directors' interest with the company.

**39.00 Credit facility not availed**

There was no credit facility available to the company under any contract, but not availed as on 30 June 2026 other than trade credit available in the ordinary course of business.

**40.00 Related Party Transactions**

In accordance with IAS-24 : Related Party Disclosures, Key Management Personnel of the company are those persons having the authority and responsibility for planning, directing and controlling the activities of the company, directly or indirectly.

**40.01 Key Management Personnel Compensation**

| | 01 July 2025 - 30 June 2026 (Taka) | 01 July 2024 - 30 June 2025 (Taka) |
|---|---|---|
| Director's remuneration | 6,100,000 | 6,100,000 |
| | **6,100,000** | **6,100,000** |

Key Management Personnel compensation includes benefits for employees of the rank of director and above.

Director's Remuneration and festival bonus is given to the managing director only.Board Meeting attendance fees are given to all the directors. During the year 2025-2026, managing director's remuneration is BDT 60,00,000 and festival bonus is BDT 1,00,000. Attendence fees in connection with Board of Directors Meeting is BDT 1,00,000 during the year 2025-2026.

**40.02 Related party transactions**

During the year the Company carried out a number of transactions with related parties in the normal course of business on an arm's length basis. Names of those related parties, nature of those transactions and their total value have been set out in accordance with the provisions of IAS-24: Related Party Disclosures.

| SL No. | Name of the Related Parties | Relationship | Nature of Transactions | Balance as on 01 July 2025 | Transaction during the year (Net) | Balance as on 30 June 2026 |
|---|---|---|---|---|---|---|
| 1 | KDS Fashion Limited | Common directorship | Receivable against Sales | 139,230,767 | (53,552,628) | 85,678,139 |
| 2 | KDS Garments Inds. Ltd. | Common directorship | Receivable against Sales | 44,336,859 | 39,667,844 | 84,004,702 |
| 3 | KDS IDR Limited | Common directorship | Receivable against Sales | 135,696,764 | 21,548,386 | 157,245,150 |
| 4 | KDS Apparels Limited | Common directorship | Receivable against Sales | 3,946,634 | 3,022,216 | 6,968,850 |
| 5 | KDS Poly Ind. Limited | Common directorship | Short Term Loan | 50,835,617 | (2,572,088) | 48,263,529 |
| 6 | KDS Thread Limited | Common directorship | Short Term Loan | 944,639,582 | (243,646,433) | 700,993,149 |



**41.00 Board of Directors (BOD) meetings & attendance:**

| Name of the Directors | Designation | Number of Meetings Held | Attendance |
|---|---|---|---|
| Mr. Khalilur Rahman | Chairman | 5 | 5 |
| Mr. Salim Rahman | Managing Director | 5 | 5 |
| Ms. Tahsina Rahman | Director | 5 | 5 |
| KDS Garment Industries Limited (Represented by Mr. Kamrul Hasan, FCA) | Director | 5 | 4 |
| Professor Sarwar Jahan | Independent Director | 5 | 5 |

**42.00 Events after the reporting period**

**42.01 Proposed Dividend:**

The Board of Directors of KDS Accessories Limited at its 162nd meeting held on 26 October 2026 recommended a final cash dividend amounting to BDT 74,741,479 being 10% of the paid up capital (i.e. BDT 1.00 per share) for the year 30 June 2026. These dividends are subject to final approval by the shareholders at the forthcoming annual general meeting of the company

**42.02 Minimum amount to be distributed as dividend**

As per Section 22 of ITA 2023, as a listed company, KDS Accessories Limited shall declare and distribute at least 30% of its net profit after tax as dividend to its shareholders otherwise 10% tax shall be imposed on the amount of retained earnings, fund, reserve or surplus transferred during the period.

| | 01 July 2025 30 June 2026 (Taka) | 1 July 2024 30 June 2025 (Taka) |
|---|---|---|
| Distributable Income | 164,472,125 | 163,746,486 |
| Minimum Dividend Percentage as per Section 22 | 30% | 30% |
| **Amount to be Distributed as Dividend** | **49,341,638** | **49,123,946** |
| Net Profit Before Tax | 198,498,249 | 192,795,872 |
| Less: Income Tax | (34,026,124) | (29,049,386) |
| **Distributable Income** | **164,472,125** | **163,746,486** |

**43.00 Employee position of KDS Accessories Limited**

| | 30 June 2026 | 30 June 2025 |
|---|---|---|
| Number of employees whose monthly salary was below Tk. 12,500 | - | - |
| Number of employees whose monthly salary was above Tk. 12,500 | 1,302 | 1,293 |
| | **1,302** | **1,293** |

**44.00 Quantitative information of production capacity for the year ended 30 June 2026**

| Particulars | Unit | 01 July 2025 to 30 June 2026 | | | 01 July 2024 to 30 June 2025 | | |
|---|---|---|---|---|---|---|---|
| | | Production Capacity (Pcs/GG) | Actual Production (Pcs/GG) | Capacity Utilization in (%) | Production Capacity (Pcs/GG) | Actual Production (Pcs/GG) | Capacity Utilization in (%) |
| Carton | Pcs | 31,750,000 | 23,963,640 | 75.48% | 31,750,000 | 24,323,902 | 76.61% |
| Label (Printed Fabrics, Narrow Fabrics & Woven Label) | Pcs & Yards | 211,340,208 | 66,524,244 | 31.48% | 211,340,208 | 79,496,228 | 37.62% |
| Offset Printing | Pcs | 150,009,600 | 12,674,310 | 8.45% | 150,009,600 | 33,449,163 | 22.30% |
| Heat Transfer Printing | Pcs | 24,960,000 | 3,672,298 | 14.71% | 24,960,000 | 2,352,936 | 9.43% |
| Button | GG | 360,000 | 184,818 | 51.34% | 360,000 | 222,759 | 61.88% |
| Gum Tape | Pcs | 4,290,000 | 658,655 | 15.35% | 4,290,000 | 707,587 | 16.49% |
| Hanger | Pcs | 45,000,000 | 1,076,971 | 2.39% | 45,000,000 | - | 0.00% |

For calculation of capacity utilization, weighted average of actual production capacity of each product has been considered.



## 45.00 Financial instruments- Financial risk management

International Financial Reporting Standard IFRS 7 - Financial Instruments: Disclosures - requires disclosure of information relating to both recognized and unrecognized financial instruments, their significance and performance, accounting policies, terms and conditions, net fair values and risk information- the company's policies for controlling risks and exposures.

The management has overall responsibility for the establishment and oversight of the company's risk management framework. The company's risk management policies are established to identify and analyze the risks faced by the company, to set appropriate risk limits and controls, and to monitor risks and adherence to limits. Risk management policies, procedures and systems are reviewed regularly to reflect changes in market conditions and the company's activities. This note presents information about the company's exposure to each of the following risks, the company's objectives, policies and processes for measuring and managing risk, and the company's management of capital. The company has exposure to the following risks from its use of financial instruments.

a) Credit risk
b) Liquidity risk
c) Market risk

## 45.01 Credit risk

Credit risk is risk of financial loss to the company if a customer or counterparty to a financial instrument fails to meet its contractual obligations which arises principally from the Company's receivables and investments.

### (a) Exposure to credit risk

The carrying amount of financial assets represents the maximum credit exposure. The maximum exposure to credit risk at the reporting date was as follows:

| Particular | 30 June 2026 (Taka) | 30 June 2025 (Taka) |
|---|---|---|
| Investments in FDRs (long term) | 1,645,675 | 5,505,261 |
| Advances, deposits and prepayments | 84,646,213 | 80,626,532 |
| Trade and other receivables | 1,734,017,546 | 1,699,295,092 |
| Due from affiliated companies | 749,256,678 | 995,475,198 |
| Cash at bank | 38,300,884 | 67,108,799 |
| | **2,607,866,996** | **2,848,010,882** |

### (I) Trade and other receivables

The company's exposure to credit risk is influenced mainly by the individual characteristics of each customer. However, management also considers the factors that may influence the credit risk of its customer base, including the default risk of the industry in which customers operate. However, based on the company's operations there is no concentration of credit risk.

### Ageing of trade receivables

The ageing of gross value at the reporting date that was not impaired was as follows:

| Particular | 30 June 2026 (Taka) | 30 June 2025 (Taka) |
|---|---|---|
| Dues within 3 Months | 785,254,545 | 592,819,883 |
| Dues over 3 Months | 948,301,343 | 1,105,999,397 |
| | **1,733,555,888** | **1,698,819,280** |

The management believes that the amounts are collectible in full, based on historic payment behaviour and extensive analysis of customer credit risk, including underlying customers' credit ratings if they are available.

### (ii) Due from affiliated companies

The carrying amount represents amount paid to two of the inter companies to meet its operational finance from time to time. The outstanding balance is redeemable including 12% (30 June 2025:9.5%) interest per annum and has no prescribed repayment schedule.

### (iii) Cash and cash equivalents

The company held cash at bank of Tk. 38,300,884 at 30 June 2026 (2025: Tk. 67,108,799), which represents its maximum credit exposure on these assets. The balance with banks are maintained with both local branch of International banks and domestic scheduled banks.

**(b) Credit exposure by credit rating**

| Particular | As at 30 June 2026 | |
|---|---|---|
| | Amount in Taka | (%) |
| Trade and other receivables | 1,734,017,546 | 93.34% |
| Advances, deposits and prepayments | 84,646,213 | 4.56% |
| **Cash and cash equivalents** | | |
| Cash in hand | 825,089 | 0.04% |
| **Cash at Banks** | **38,300,884** | **2.06%** |
| Bank Asia PLC | 29,555,336 | 77.17% |
| Dutch Bangla Bank PLC | 3,536,434 | 9.23% |
| Eastern Bank PLC | 335,861 | 0.88% |
| HSBC | - | 0.00% |
| Mutual Trust Bank PLC | 101,372 | 0.34% |
| National Credit & Commerce Bank PLC | 1,674 | 0.01% |
| NRB Bank PLC | 812,143 | 2.75% |
| Standard Chartered Bank | 3,869,955 | 13.09% |
| Trust Bank PLC | 77 | 0.00% |
| Southeast Bank PLC | 88,032 | 0.30% |

## 45.02 Liquidity risk

Liquidity risk is the risk that the Company will encounter difficulty in meeting the obligations associated with its financial liabilities that are settled by delivering cash. The Company's approach to manage liquidity is to ensure, as far as possible, that it will always have sufficient liquidity to meet its liabilities when due, under both normal and stressed conditions, without incurring unacceptable losses or risking damage to the Company's reputation.

**Exposure to Liquidity risk**

The following are the contractual maturities of financial liabilities:

| | | | Contractual cash flows | | | |
|---|---|---|---|---|---|---|
| A Non-derivative financial liabilities | Carrying amount | Interest rate | Within 12 months | 1 to 5 years | More than 5 years | Total |
| As at 30 June 2026 | Taka | Percentage | Taka | Taka | Taka | Taka |
| Long term borrowings | 33,351,275 | 6.07%-13.55% | 28,180,200 | 5,171,075 | - | 33,351,275 |
| Trade payable | 1,167,104,597 | N/A | 1,167,104,597 | - | - | 1,167,104,597 |
| Unclaimed Dividend | 770,957 | N/A | 770,957 | - | - | 770,957 |
| Short term bank loan | 360,032,615 | 10.50%-13.50% | 360,032,615 | - | - | 360,032,615 |
| Liabilites for expense and other finance | 229,231,536 | N/A | 229,231,536 | - | - | 229,231,536 |
| Provision for WPPF and Welfare Fund | 91,791,597 | 7.50% | 91,791,597 | - | - | 91,791,597 |
| | **1,882,282,577** | | **1,877,111,502** | **5,171,075** | **-** | **1,882,282,577** |
| As at 30 June 2025 | | | | | | |
| Long term borrowings | 63,776,386 | 6.07%-13.55% | 36,018,366 | 27,758,020 | - | 63,776,386 |
| Trade payable | 1,648,897,269 | N/A | 1,648,897,269 | - | - | 1,648,897,269 |
| Unclaimed Dividend | 786,917 | N/A | 786,917 | - | - | 786,917 |
| Short term bank loan | 321,982,438 | 8.50%-15% | 321,982,438 | - | - | 321,982,438 |
| Liabilites for expense and other finance | 214,664,176 | N/A | 214,664,176 | - | - | 214,664,176 |
| Provision for WPPF and Welfare Fund | 91,435,990 | 7.50% | 91,435,990 | - | - | 91,435,990 |
| | **2,341,543,177** | | **2,313,785,157** | **27,758,020** | **-** | **2,341,543,177** |

**45.03 Market risk**

Market risk is the risk that changes in market prices such as foreign exchange rates, will affect the Company's income or the value of its holdings of financial instruments. The objective of market risk management is to manage and control market risk exposures within acceptable parameters, while optimizing the return.

**(a) Currency risk exposure and its management**

The company is exposed to currency risk on sales, purchases and borrowings that are denominated in a currency other than the functional currencies of the company.

As at 30 June 2026, the Company was exposed to foreign currency risk in respect of financial liabilities denominated in the following currencies:

| (i) Exposure to currency risk | Euro | GBP | USD | Taka |
|---|---|---|---|---|
| **As at 30 June 2026** | | | | |
| **Foreign currency denominated assets** | | | | |
| Cash and cash equivalents | - | - | 162,894 | 19,978,980 |
| Trade receivables | - | - | 14,134,169 | 1,733,555,888 |
| | **-** | **-** | **14,297,064** | **1,753,534,868** |
| **Foreign currency denominated liabilities** | | | | |
| Liability for Accepted Bills for Payment (ABP) | - | - | 9,187,006 | 1,135,973,236 |
| | **-** | **-** | **9,187,006** | **1,135,973,236** |
| **Net exposure** | **-** | **-** | **5,110,058** | **617,561,632** |
| **As at 30 June 2025** | **Euro** | **GBP** | **USD** | **Taka** |
| **Foreign currency denominated assets** | | | | |
| Cash and cash equivalents | - | - | 511,703 | 62,376,615 |
| Trade receivables | - | - | 13,936,171 | 1,698,819,280 |
| | **-** | **-** | **14,447,874** | **1,761,195,895** |
| **Foreign currency denominated liabilities** | | | | |
| Liability for Accepted Bills for Payment (ABP) | - | - | 13,192,018 | 1,621,298,972 |
| | **-** | **-** | **13,192,018** | **1,621,298,972** |
| **Net exposure** | **-** | **-** | **1,255,857** | **139,896,924** |

The company has translated all of its monetary items in foreign currency at the end of its accounting period by using two different rates since the bank offering two different rates for settling its assets and liabilities in foreign currency.

The following significant exchange rate is applied during the year:

| Particular | 30 June 2026 (Taka) | 30 June 2025 (Taka) |
|---|---|---|
| **US Dollar** | | |
| For denoting asset in foreign currency | 122.65 | 121.90 |
| For denoting liabilities in foreign currency | 123.65 | 122.90 |
| **Euro** | | |
| For denoting asset in foreign currency | - | - |
| For denoting liabilities in foreign currency | - | - |

Being a 100% export oriented company, the company can directly mitigate foreign currency risk exposure by tradeoff between import and export.

**(ii) Sensitivity analysis**

A reasonably possible strengthening (weakening) of the US Dollar against BD Taka at the reporting date would have affected the measurement of financial instruments denominated in a foreign currency and affected equity and profit or loss by the amounts shown below. The analysis assumes that all other variables, in particular interest rates, remain constant and ignores any impact of forecast sales and purchases.



| Particular | | 30 June 2026 (Taka) | | 30 June 2025 (Taka) | |
|---|---|---|---|---|---|
| | | Profit or loss | | Profit or loss | |
| | | Strengthening | Weakening | Strengthening | Weakening |
| | | Taka | Taka | Taka | Taka |
| USD | (2% movement) | 12,586,073 | (12,586,073) | 3,074,337 | (3,074,337) |

**(b) Transaction risk**

Transaction risk is the risk that the company will incur exchange losses when the accounting results are translated into the home currency.

**(c) Economic risk**

Economic risk refers to the effect of exchange rate movements on the international competitiveness of the company.

**(d) Interest risk**

Interest rate risk arises from movement in interest rates. The company needs to manage interest rate risk so as to be able to repay debts as they fall due and to minimize the risks surrounding interest payments and receipts.

**Exposure to interest rate risk**

The interest rate profile of the company's interest- bearing financial instruments as reported to the management of the company is as follows.

| Particular | 30 June 2026 Taka | 30 June 2025 Taka |
|---|---|---|
| **Fixed- rate instruments** | | |
| Financial assets | 755,175,619 | 1,000,980,459 |
| Financial liabilities | (393,383,890) | (385,758,824) |
| | **361,791,729** | **615,221,635** |

**(e) Other market price risk**

The company is exposed to equity price risk, which arises from available for sale equity and debt securities. Management of the company monitors its investment portfolio based on market indices and all buy and sell decisions are approved by the Directors.

## 46.00 Financial Instruments- Accounting classifications and fair values

The following table shows the carrying amounts of financial assets and financial liabilities. It does not include fair value information for financial assets and financial liabilities not measured at fair value if the carrying amount is a reasonable approximation of fair value.

| 30 June 2026 | Note ref. | Carrying amount | | | | | |
|---|---|---|---|---|---|---|---|
| | | Fair value through profit or loss | Held to maturity | Loans and receivables | Available for sale | Other financial liabilities | Total |
| | | Taka | Taka | Taka | Taka | Taka | Taka |
| **Financial assets not measured at fair value** | | | | | | | |
| Trade and other receivables | 13 | - | - | 1,733,555,888 | - | - | 1,733,555,888 |
| Due from affiliated companies | 15 | - | - | 749,256,678 | - | - | 749,256,678 |
| Investments in FDR | 11 & 16 | - | - | - | 5,918,941 | - | 5,918,941 |
| Cash at bank | 17.02 | - | - | 38,300,884 | - | - | 38,300,884 |
| | | **-** | **-** | **2,521,113,450** | **5,918,941** | **-** | **2,527,032,391** |
| **Financial liabilities not measured at fair value** | | | | | | | |
| Long term borrowings | 19 | - | - | - | - | (33,351,275) | (33,351,275) |
| Trade payables | 22 | - | - | - | - | (1,167,104,597) | (1,167,104,597) |
| Unclaimed Dividend | 23 | - | - | - | - | (786,917) | (786,917) |
| Liabilities for expense and other finance | 26 | - | - | - | - | (229,231,536) | (229,231,536) |
| Short term liabilities | 25 | - | - | - | - | (360,032,615) | (360,032,615) |
| | | **-** | **-** | **-** | **-** | **(1,790,506,940)** | **(1,790,506,940)** |
| **30 June 2025** | | | | | | | |
| **Financial assets not measured at fair value** | | | | | | | |
| Trade and other receivables | 13 | - | - | 1,699,295,092 | - | - | 1,699,295,092 |
| Due from affiliated companies | 15 | - | - | 995,475,198 | - | - | 995,475,198 |
| Investments in FDR | 11 & 16 | - | - | - | 5,505,261 | - | 5,505,261 |
| Cash at bank | 17.02 | - | - | 67,108,799 | - | - | 67,108,799 |
| | | **-** | **-** | **2,761,879,090** | **5,505,261** | **-** | **2,767,384,350** |
| **Financial liabilities not measured at fair value** | | | | | | | |
| Long term borrowings | 19 | - | - | - | - | (63,776,386) | (63,776,386) |
| Trade payables | 22 | - | - | - | - | (1,648,897,269) | (1,648,897,269) |
| Unclaimed Dividend | 23 | - | - | - | - | (786,917) | (786,917) |
| Liabilities for expense and other finance | 26 | - | - | - | - | (214,664,176) | (214,664,176) |
| Short term liabilities | 25 | - | - | - | - | (321,982,438) | (321,982,438) |
| | | **-** | **-** | **-** | **-** | **(2,250,107,187)** | **(2,250,107,187)** |



ANNEXURE - F

# PERFORMANCE INDICATOR

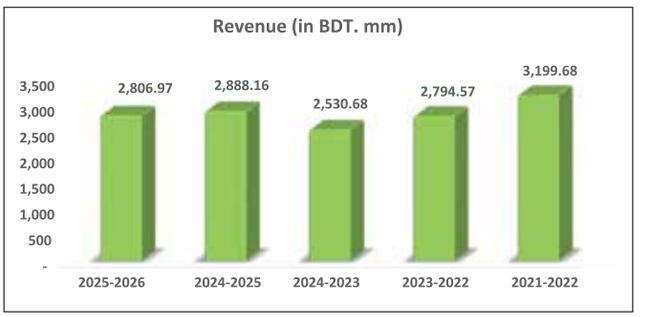


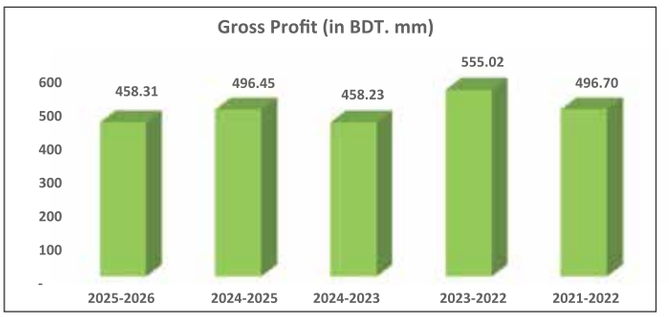


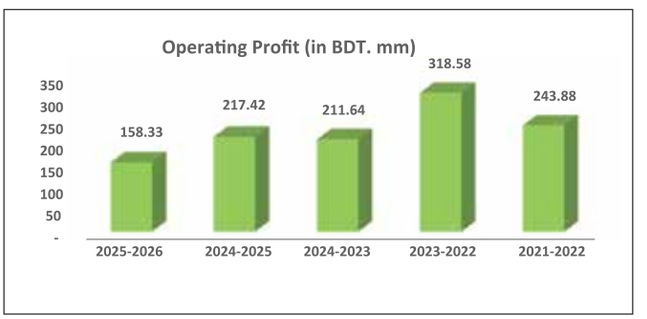


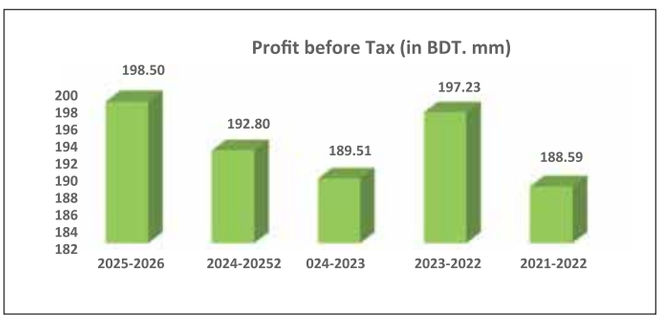


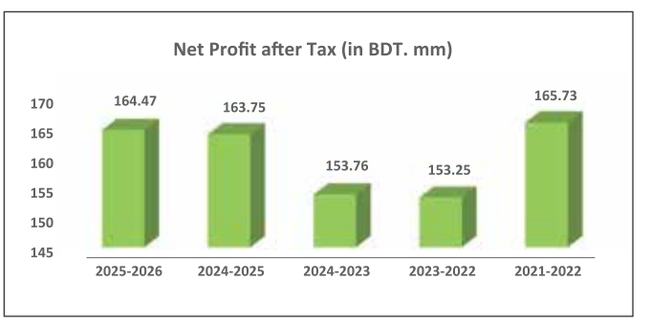


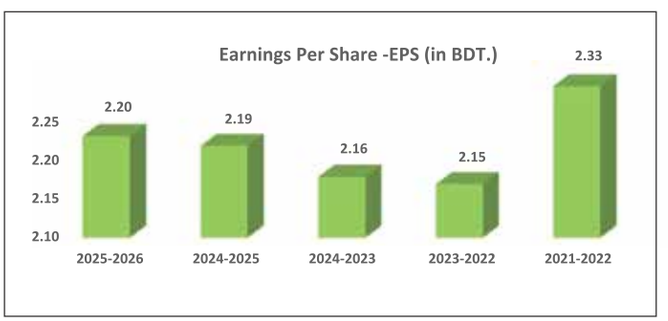


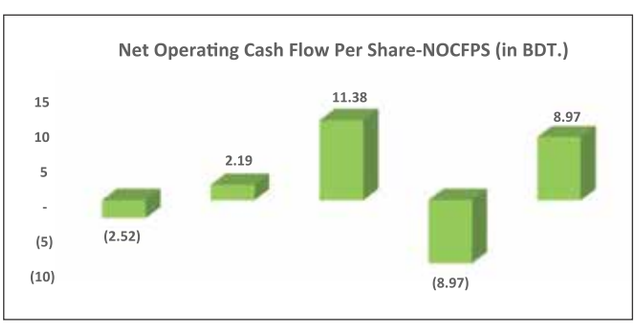


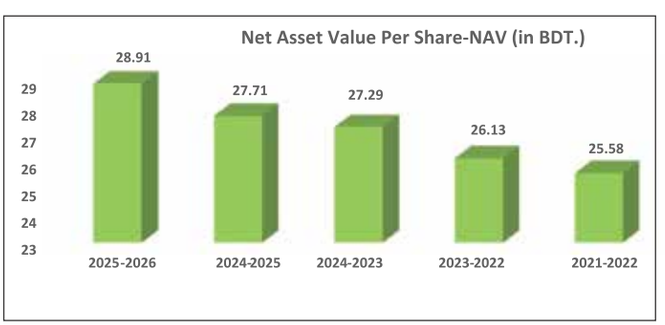

ANNEXURE - F

# PERFORMANCE INDICATOR




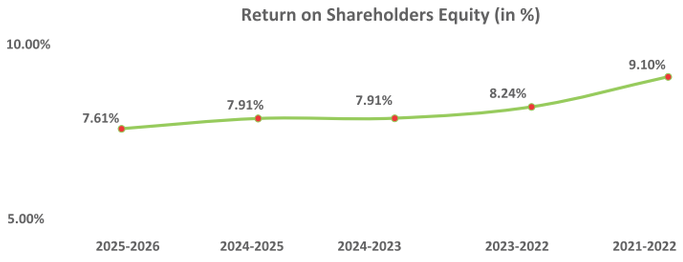


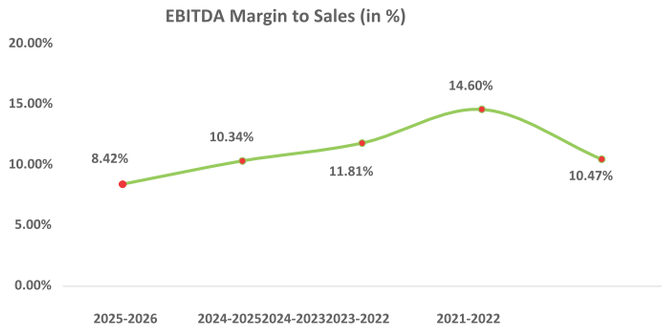


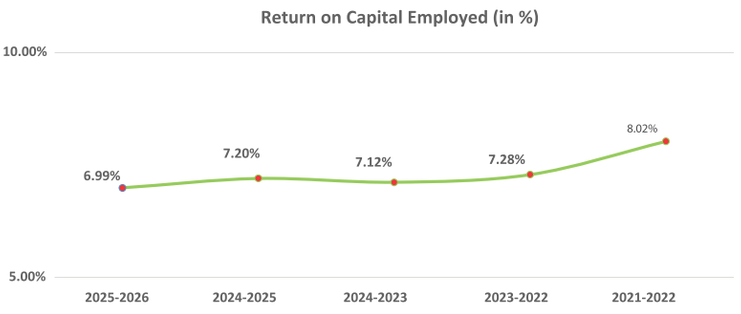





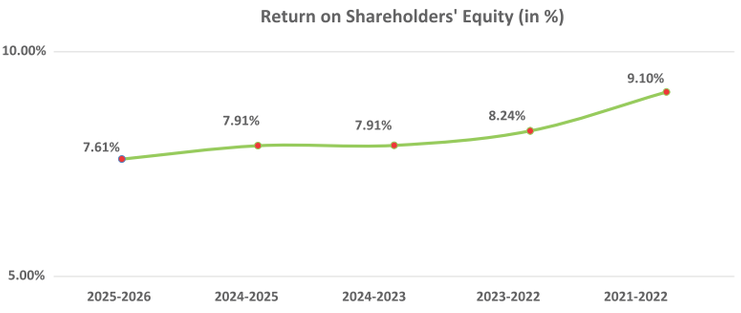



# RISK MANAGEMENT & INTERNAL CONTROLS

# RISK MANAGEMENT FRAMEWORK

Operating in a dynamic industry, KDS Accessories Ltd. has developed a robust risk management framework to proactively identify, assess, and mitigate risks that could impact our business. Our risk management approach is integrated into every aspect of ouroperations, ensuring resilience and adaptability in the face of challenges.

| | |
|---|---|
| 1 | **Financial Risks**<br>We monitor market fluctuations, inflation, and foreign exchange risks closely. Mitigating strategies include hedging against currency fluctuations and optimizing financial structures to protect profitability. |
| 2 | **Operational Risks**<br>Supply chain disruptions, logistical delays, and resource availability are continuously assessed. Our strong relationships with local suppliers and strategic sourcing initiatives help maintain supply chain continuity. |
| 3 | **Compliance and Regulatory Risks**<br>We adhere to national and international regulations, ensuring compliance through regular audits and updates to company policies. Our Quality Control and Compliance team oversees adherence to all regulatory requirements, especially in health, safety, and environmental standards. |
| 4 | **Environmental Risks**<br>To manage environmental impact, we invest in sustainable practices, including solar energy adoption and waste reduction. These initiatives reduce our carbon footprint and align us with global sustainability expectations. |
| 5 | **Reputational Risks**<br>Maintaining our reputation as a trusted supplier is crucial. We prioritize high-quality standards and timely delivery to sustain client satisfaction, managing any potential reputational risks proactively. |

Our risk management framework is regularly reviewed by the Audit Committee to ensure it remains effective and responsive to emerging risks.

# INTERNAL CONTROL SYSTEM AND PROCESSES

KDS Accessories Ltd. upholds a strong internal control system designed to safeguard assets, enhance operational efficiency, and ensure the accuracy of our financial reporting. Our internal control processes are fundamental to maintaining trust with stakeholders, supporting compliance, and protecting the integrity of our operations.

| | |
|---|---|
| 1 | **Control Environment**<br>We foster a culture of integrity, accountability, and ethical behavior. Our internal control framework is built on a solid foundation of policies and standards that guide employee conduct and decision-making. |
| 2 | **Risk Assessment**<br>Regular risk assessments identify and prioritize potential risks across all business areas. These assessments allow us to allocate resources effectively to manage and mitigate identified risks. |
| 3 | **Control Activities**<br>Our control activities include segregation of duties, authorization protocols, and verification procedures. These measures ensure that transactions are accurate, legitimate, and compliant with regulatory requirements. |
| 4 | **Information and Communication**<br>KDS Accessories Ltd. ensures timely and reliable information flows across all levels of the organization. This includes regular reporting and communication channels that keep stakeholders informed of key developments. |
| 5 | **Monitoring and Auditing**<br>Our internal audit department monitors control processes and reports findings directly to the Audit Committee. Regular audits, both internal and external, provide assurance that our controls are effective and aligned with industry standards. |

This internal control system enables KDS Accessories Ltd. to operate transparently and responsibly, building stakeholder confidence and ensuring that our operational and financial processes remain robust.

# RISK AND CONCERNS

An investment in equity carries risks. Investors should carefully consider all the information in this Annual Report including the risks and uncertainties described below, before making an investment in equity shares of KDS Accessories Limited. Any of the following risks as well as other risks and uncertainties discussed in the Annual Report could have a material adverse effect on business, financial condition and results of operations of KDSAL and could cause the trading price of Equity Shares to decline, which could result in the loss of all or part of one's investment. In addition, the risks set out may not be exhaustive and additional risks and uncertainties, not presently known to us, or which we currently deem immaterial, may arise or become material in the future. Unless otherwise stated in the relevant risk factors set forth below, we are not in a position to specify or quantify the financial or other risks mentioned herein:

## A. Interest Rate Risk

Change in interest rates and banking policies resulting in an increase in financial expenses may have an adverse effect in Company's profitability. The company is dependent on bank (s) for working capital requirements. Therefore any change in the existing banking policies or increase in the interest rates may reduce profit of the company

**MANAGEMENT PERCEPTION**

The Management of the Company is always aware of theinterest rates at which the debts of the company are being financed. Management finances both long-term & short-term funds at competitive rates. The company has been repaying borrowed funds on a continuous basis to reduce such interest risk.

## B. Exchange Rate Risk

The company carries foreign exchange rate fluctuation risk as it imports raw materials against payment of foreign currency. Unfavorable volatility or currency fluctuation of foreign currency to BDT exchange rate may have negative impact on the cost structure and profitability of the company.

**MANAGEMENT PERCEPTION**

The risk of foreign exchange cannot be eliminated fully as we would have to import raw materials. However the management is always alert in minimizing the negative impact of currency fluctuation cost by identifying new sources of raw materials and constantly negotiating with suppliers for reducing price. Furthermore as a natural hedge, this 100% export oriented company enjoys the benefits of any further devaluation of BDT in against foreign currency.

## C. Industry Risks

Due to lower barriers to entry in this sector, competition may increase with too many new players. If economic growths as well as development activities of the country are not up to the mark, market will be more competitive due to excess capacity in the industry.

**MANAGEMENT PERCEPTION**

KDS Accessories Limited is the largest export oriented carton box producing company in Bangladesh. Since inception, the company has tried and accomplishes to provide the best quality of its products to its valuable clients without any topsy-turvy state of affairs as being a partner of this fraternity. These made the company pioneer in accessories sector. Moreover at the end of the third quarter of 2013 the company has introduced three more products in their product line i.e. Label, Narrow Fabrics, Elastics etc.

## D. Market And Technology-related Risks

Change/up gradation in technology is one of the key factors for the sustainable growth of business operations. Inability to adapt required changes/ up gradation in technology may place the competitors at an advantage in terms of costs, efficiency and delivery of products and consequently would have an adverse impacton business operations and financial condition of thecompany.

**MANAGEMENT PERCEPTION**

KDSAL owns modern technology with R & D infrastructure and able to adapt any new Inventions with moderate investments as it had been doing in the past. As part of this philosophy KDSAL is the first who has comprehensive Heat Transfer, Label printing facility in Bangladesh with the most advanced line of equipment & material meeting global standards & safety compliances. The Company is aware of technological changes and has adopted new technology according to its needs. Furthermore, routine and proper maintenance of equipment carried out by the company ensures longer service life for the existing equipment and facilities.

## E. Labor Unrest

Smooth production is dependent on good relationship of the management with the factory workers and their ability to provide high-quality services. In the event of disagreements with the workers, the company may experience adverse impact.

**MANAGEMENT PERCEPTION**

KDSAL maintains good atmosphere at the work place and provides all sort of facilities to the workers as per law of the land as well as Service Rules. Moreover the company has satisfactory compensation and welfare policies for its human resources, which reduces the risk of labor unrest.

## F. Operational Risks

Rise in Input Costs may affect profitability Costs of the products of the company may increase due to various reasons, such as increased cost of raw materials and other variable costs that adversely affect the input costs. In case the company is unable to pass on such increase to the consumers because of competition or otherwise, it may affect the profitability of the Company.

**MANAGEMENT PERCEPTION**

The company constantly endeavors to procure raw materials at competitive prices using its long association with the suppliers and constant development of new sources for the same. Moreover it follows prudent pricing policy to keep the costs under check. Usually the burden of price fluctuation is reduced by increasing the prices of finished products. Profitability will depend upon the company's ability to pass on the burden of rise in the price of raw material to the consumers.

## G. Currency Fluctuation Risks

The company is exposed to currency risk on sales, purchases and borrowings that are denominated in a currency other than the functional currencies of the company.

**MANAGEMENT PERCEPTION**

Being a 100% export oriented company, the company can directly mitigate foreign currency risk exposure by tradeoff between import and export.

1 stop trims & packaging solutions
www.kdsaccessories.com

# KDS Accessories Limited

live green

## NOTICE OF THE 35th ANNUAL GENERAL MEETING

Notice is hereby given that the 35th Annual General Meeting of the Shareholders of **KDS Accessories Limited** will be held on **Monday, December 14, 2026 at 11:00 AM,** by using **Digital Platform** as per BSEC's directive, to transact the following business and adopt necessary resolutions.

### Agenda

1. To receive, consider and adopt the Audited Financial Statements, report of the Board of Directors and Auditors' Report on Financial Statements for the year ended June 30, 2026.
2. To approve the dividend for the year ended June 30, 2026.
3. To elect/re-elect the Director(s) of the company.
4. To appoint Statutory Auditor for the year 2026-2027 and fix their remuneration.
5. To appoint the compliance Auditor for the year 2026-2027 and fix their remuneration.
6. To approve the inter-company/ related party loans/ business transactions (including sale/purchase of goods, material, or assets) within the group companies for the financial year ending June 30, 2026 as per SEC Order No. SEC/CMMRRCD/2006-159/Admin/02-10, dated: September 10, 2006, and Notification No. BSEC/CMRRCD/2009-193/10/Admin/118, dated March 22, 2021.

By order of the Board

**Mohammad Ilias**
Company Secretary

**Thursday, November 19, 2026**

**Notes:**

- Shareholders, whose name appears in the Depository Register as of the **"Record Date"** i.e., **November 18, 2026**, are entitled to attend/participate and vote in the Annual General Meeting (AGM) and receive the dividend.
- The shareholders will join the virtual AGM through the link **https://kdsaccessories.bdvirtualagm.com.** Shareholders can submit their questions/comments electronically up 48 hours before the commencement of the AGM through this link and during the AGM. For quarries regarding access to the virtual meeting, please contact-01777 775389.
- A shareholder entitled to attend/participate and vote at the Annual General Meeting may appoint a proxy on his/her behalf. Proxy Form duly signed and stamped shall be sent to the share office of the Company not later than 48 hours before the meeting.
- The Corporate Shareholders need to send their authorization letter to join/attend and vote at the meeting of the Company at least 48 hours before the commencement of the AGM.
- The annual Report 2025-26 and Proxy Form will be available on the Company's website **www.kdsaccessories.com.**
- A soft copy of the Annual Report will be sent to the individual email addresses of the shareholders as mentioned in their respective BO accounts.

# LETTER OF TRANSMITTAL

**Date: 26 November 2026**

To
Valued Shareholders of KDS Accessories Limited
Bangladesh Securities and Exchange Commission
Registrar of Joint Stock Companies & Firms
Dhaka Stock Exchange PLC
Chittagong Stock Exchange PLC

**Annual Report for the year ended 30 June 2026**

Dear Sir (s),

The undersigned on behalf of the Board of Directors and Management of **KDS Accessories Limited** is pleased to enclose the notice of the 35th Annual General Meeting, a copy of the Annual Report together with the Audited Financial Statements, Report of the Board of Directors and Auditors' Report thereon for the year ended 30 June 2026 for your information and record.

Thank You.

Yours Sincerely,



**Mohammad Ilias**
**Company Secretary**

# DIVIDEND DISTRIBUTION POLICY

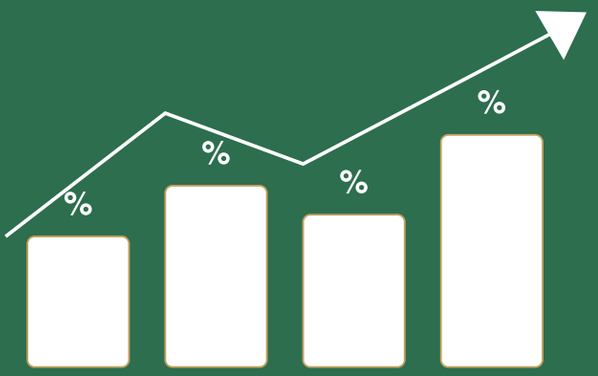


## BACKGROUND AND APPLICABILITY

KDS Accessories Limited maintains a dividend distribution policy for its own purpose. After Bangladesh Securities and Exchange Commission (BSEC) directive dated BSEC/CMRRCD/2021-386/03 dated January 14, 2021, it becomes mandatory for the listed companies to have a Dividend Distribution Policy and also to disclose in the Company's website and in the Annual Report.

The Board of Directors (the Board) of KDS Accessories Limited (the Company) has adopted this Dividend Distribution Policy to comply with the requirements. The Policy shall apply to the ordinary equity shares issued and outstanding since the Company has issued only one class of equity shares.

### Definition Dividend

Dividend means distribution of profits, earned in the current year or earlier years, by the Company, to its shareholders in proportion to the amount paid-up on shares held by them. Dividend can be cash or stock in types and can also be final or interim. Dividend to be declared on the basis of audited financial statements. regardless of interim or final.

### Final Dividend

The Company can declare dividend after the end of financial year, which is called final dividend. Final dividend shall be declared on the basis of recommendations of the Board and shareholders shall
approved at the Annual General Meeting (AGM) of the Company.

### Interim Dividend

The Company can also declare dividend from current year profits, which will be called interim dividend and the Board may, at the discretion, declare an interim dividend out of current profit.

### Objectives

The Policy in line with the Company's medium and long-term strategies, investment and financial plans, the state of the Country's economy and the industry and keeping the balance between the expectations of our company into consideration in accordance with the provisions of the relevant legal laws and regulations, is determined with the proposal of the Board of Directors and the decision taken in the annual general meeting.

The Board will consider the Policy while proposing dividend on behalf of the Company. The Policy is not an alternative to the decision of the Board for proposing dividend, which takes into consideration all the relevant circumstances enumerated hereunder of other factors as may be decided by the Board.

## PARAMETERS FOR DECLARATION OF DIVIDEND

The Policy depends on the financial position of the company, other funding needs related to the investments to be made, conditions in the sector, conditions in the liquidity environment, Company's present and future performance for declaration and payment of dividend. The Board of Directors shall consider the factors affectng the dividend proposal while arriving at the dividend amount:

- **Financial Parameters**
  - Availability of profits;
  - Financial feasibility of the Company;
  - Favorable debt equity ratio;
  - Company's liquidity position and future cash flow requirement for operations;
  - Profits earned during the year;
  - Profit growth.
- **Internal Factors**
  - Growth rate of past earnings;
  - Growth rate of predicted profits;
  - Earnings stability;
  - Accumulated reserves;
  - History of dividends distributed by the Company;
  - Working capital requirements;
  - Mergers and acquisitions.

- **External Factors**
  - Shareholders' expectations;
  - Macroeconomic and business conditions;
  - Sectorial performance;
  - Cost and availability of alternative sources of financing;
  - Industry outlook for the future years;
  - Changes in the government policies or changes in regulatory provisions;
  - Other relevant factors that the Board may deem fit.

- **Utlisaton of retained earnings**
  - The Company may utilize its retained earnings in the manner which is beneficial to the interest of the Company and its stakeholders. Retained earnings helps in maintaining a healthy capital adequacy ratio and supports the future growth.
  - Acquisition/diversification of business;
  - Capital expenditure requirements;
  - Investment in new business and/or additional investment in existing business;
  - Market of Product development/expansion plan;
  - Increase in production capacity;
  - Expansion and modernization of existing business;
  - High cost of debt.

Apart from the above, the Board may consider not declaring dividend or may recommend a lower payout for a given financial year, after analyzing the prospective opportuni□es and threats or in the event of challenging circumstances such as financial environment.

The portion of profits not distributed among the shareholders as dividends will be used for the business activities of the Company.

- **Entitlement of Dividend**

The Company shall determine the names on the record date or date of closure of the register of members. The Company shall give notice in advance of at least 14 working days (excluding the date of information and the record date) to



stock exchange(s) of record date specifying the purpose of the record date. Members whose names shall appear in the Members/Depository Register on the Record Date will be eligible to receive dividend.

### Disclosures

The Dividend Distribution Policy shall be disclosed in the Annual Report and on the website of the Company.

### Modification of this policy

The Board is authorized to change or modify this Policy from time to time at its sole discretion and/or in pursuance to the amendments made by any relevant law in force.

### Disclaimer

**The Policy shall not be construed as a solicitation for investments in the Company's securities/shares and shall neither act as an assurance of guaranteed returns (in any form), on investment in the Company's securities.**

### Unclaimed Dividend

| Particulars | Amount in Taka |
|---|---|
| Cash Dividend for the Year 2024-2025 | 186,685 |
| Cash Dividend for the Year 2023-2024 | 135,292 |
| Cash Dividend for the Year 2022-2023 | 448,980 |
| **Total at June 30, 2026** | **770,957** |

# Historical PSI

## Dividend History

KDS Accessories Ltd. has maintained a consistent dividend distribution record, reflecting its commitment to rewarding shareholders. Over the years, the Company has distributed dividends in both cash and stock forms, with a continued focus on maintaining shareholder confidence. For FY2025-26, the Board has recommended a 10% cash dividend, subject to shareholders' approval.

| Year | Rate of Dividend | Form of Dividend |
|---|---|---|
| 2025-26 | 10% | Cash (recommended) |
| 2024-25 | 10% | Cash |
| 2023-24 | 5% & 5% | Cash & Stock |
| 2022-23 | 10% | Cash |
| 2021-22 | 16% | Cash |
| 2020-21 | 15% | Cash |
| 2019-20 | 7.5% & | Cash & Stock |
| 2018-19 | 7.5% | Cash & Stock |
| 2017-18 | 10% & 5% | Cash & Stock |
| 2016-17 | 10% & 5% | Cash & Stock |
| 2015-16 | 10% & 5% | Cash & Stock |

## Net Asset Value (NAV)

The Company's NAV per share has demonstrated a gradual upward trend over the years, reaching Tk. 28.91 in FY2025-26 compared to Tk. 27.71 in FY2024-25. This reflects the continued strengthening of the Company's net asset base and its long-term financial position.

| History of NAV | | |
|---|---|---|
| SL.No | Year | Taka |
| 01 | 2025-26 | 28.91 |
| 02 | 2024-25 | 27.71 |
| 03 | 2023-24 | 27.29 |
| 04 | 2022-23 | 26.13 |
| 05 | 2021-22 | 25.58 |
| 06 | 2020-21 | 24.75 |
| 07 | 2019-20 | 24.99 |
| 08 | 2018-19 | 24.94 |
| 09 | 2017-18 | 24.88 |
| 10 | 2016-17 | 24.80 |
| 11 | 2015-16 | 25.37 |

## Earning Per Share (EPS)

The Company has maintained relatively stable earnings per share over the last eleven years, demonstrating consistency in its earnings performance. EPS increased slightly to Tk. 2.20 in FY2025-26 from Tk. 2.19 in the previous year, reflecting a stable earnings position.

| History of EPS | | |
|---|---|---|
| SL.No | Year | Taka |
| 01 | 2025-26 | 2.20 |
| 02 | 2024-25 | 2.19 |
| 03 | 2023-24 | 2.16 |
| 04 | 2022-23 | 2.15 |
| 05 | 2021-22 | 2.33 |
| 06 | 2020-21 | 2.20 |
| 07 | 2019-20 | 2.18 |
| 08 | 2018-19 | 2.20 |
| 09 | 2017-18 | 2.21 |
| 10 | 2016-17 | 2.20 |
| 11 | 2015-16 | 2.14 |

## Net Cash Flows per Share (NOCFPS)

NOCFPS reflects fluctuations in the Company's operating cash flow position over the years. During FY2025-26, NOCFPS stood at negative Tk. 2.52 per share, compared to positive Tk. 2.19 in the previous year, indicating pressure on operating cash flow generation during the reporting period.

| History of NOCFPS | | |
|---|---|---|
| SL.No | Year | Taka |
| 01 | 2025-26 | (2.52) |
| 02 | 2024-25 | 2.19 |
| 03 | 2023-24 | 11.38 |
| 04 | 2022-23 | (8.97) |
| 05 | 2021-22 | 8.97 |
| 06 | 2020-21 | 6.58 |
| 07 | 2019-20 | 8.12 |
| 08 | 2018-19 | 2.02 |
| 09 | 2017-18 | 3.08 |
| 10 | 2016-17 | 2.80 |
| 11 | 2015-16 | 2.50 |

# HUMAN RESOURCE ACCOUNTING

At KDS Accessories Ltd., our employees are invaluable assets who drive our growth and innovation.

Human Resource Accounting (HRA) reflects our commitment to investing in our workforce by recognizing the value they bring to the organization. Our HRA approach includes tracking investments in recruitment, training, development, and employee welfare, ensuring that our human capital is aligned with the company's long-term strategic goals.



## RECRUITMENT AND RETENTION

We strive to attract and retain talented individuals who contribute to our success. Our competitive recruitment process ensures that we hire individuals with the skills, values, and dedication needed to excel in the garment accessories industry



## TRAINING AND DEVELOPMENT

Employee development is prioritized through continuous training programs, leadership development, and skills enhancement initiatives. This investment enhances productivity, job satisfaction, and career growth, contributing to a motivated and skilled workforce.



## EMPLOYEE WELFARE AND BENEFITS

Our employee welfare programs include health benefits, safety measures, and fair wage policies. These initiatives not only support the well-being of our employees but also create a positive, supportive work environment that promotes engagement and loyalty.



## PERFORMANCE AND PRODUCTIVITY TRACKING

We evaluate employee performance regularly to ensure that goals align with company objectives. Our HRA framework tracks the impact of employee contributions on productivity, allowing us to make data-driven decisions on workforce planning and development.

By recognizing the value of our human resources, KDS Accessories Ltd. emphasizes the importance of a well-trained, healthy, and motivated workforce, which is critical to our sustainable growth and competitive advantage.

# MAJOR EVENTS

**1991**
APRIL 21
INCORPORATION

**1991**
JULY 01
COMMENCEMENT OF BUSINESS

**2012**
APRIL 17
PRIVATE TO PUBLIC

**2015**
JULY 08
APPROVAL FOR IPO

**2015**
AUGUST, 09-20
IPO SUBSCRIPTION

**2015**
OCTOBER, 07
LISTING WITH STOCK EXCHANGES

**2015**
SEPTEMBER, 10
IPO LOTTERY

**2015**
OCTOBER, 15
TRADE OPENING

**2017**
AUGUST 10
EXPANSION OF BUTTON & ADDITION OF HANGER PROJECT

**2016**
SEPTEMBER, 22
IMPLEMENTATION OF PACKAGING LINE-3

**2021**
OCTOBER, 24
CORRUGATED PACKAGING FINISHING LINE AUTOMATION

BUREAU VERITAS

Bureau Veritas Certification

# KDS ACCESSORIES

**(Represented by KDS Accessories Limited, KDS Thread Limited & KDS Poly Industries Limited)**

*Bureau Veritas Certification Holding SAS – UK Branch certify that the Management System of the above organisation has been audited and found to be in accordance with the requirements of the Management System Standards detailed below*

*Standards*

## ISO 9001:2015, ISO 14001:2015 & ISO 45001:2018

*The following site is part of the Management System of the above organisation:*

## KDS ACCESSORIES LIMITED

191-192 BAIZID BOSTAMI ROAD, NASIRABAD I/A; CHATTOGRAM - 4210, BANGLADESH.

*Scope of certification*

**MANUFACTURE OF CORRUGATED CARTON BOXES, OFFSET PRINTING AND ELASTICS, TWILL TAPES, DROWCORD**

Certificate No. **IND.24.1282/IM/U *1 of 3*** Version: **1** Issue date: **09 October 2024**

*The validity of this certificate depends on the validity of the main certificate, which valid until:* ***25 August 2027***

***Signed on behalf of BVCH SAS UK Branch***
***Jagdheesh N. MANIAN***
***Director – CERTIFICATION, South Asia***
***Commodities, Industry & Facilities Division***

UKAS MANAGEMENT SYSTEMS 0008

*Certification body address: 5th Floor, 100 Lower Thames Street, London, EC3R 6DL, United Kingdom.*

*Local office: Bureau Veritas (Bangladesh) Pvt. Ltd.*
*Symphony (5th Floor), Plot- SE(F)9, Road-142*
*South Avenue, Gulshan-1, Dhaka-1212, Bangladesh.*

Further clarifications regarding the scope of this certificate and the applicability of the management system requirements may be obtained by consulting the organisation.
To check this certificate validity please call **+ 88 (02) 8836765. OR E-mail:** cert.india@bureauveritas.com



# AWARD & RECOGNITION

*SCS Global Services does hereby certify that an independent audit has been completed and conformity to the applicable standard(s) has been confirmed for:*

## KDS ACCESSORIES LIMITED

191-192 Baizid Bostami Road, Nasirabad I/A, Chattogram, 4210, Bangladesh

**This Multi-Site certificate covers the production of printed and packaging materials using the percentage system.**

The facility(s) are hereby Chain of Custody certified to sell products as:

**FSC Mix, FSC Recycled**

The assessment has been conducted by SCS Global Services in accordance with the protocols of the Forest Stewardship Council® A.C. (FSC®).

FSC Standard: FSC-STD-40-004, FSC-STD-50-001, FSC-STD-40-003

FSC
www.fsc.org
FSC® A000521

The mark of responsible forestry

Certificate Code: SCS-COC-700293

Trademark License Code: FSC-C200284

Valid from: 2024-03-18 Expiry date: 2029-03-17

SCSglobal SERVICES

Maggie Schwartz, Vice President, Program Development
SCS Global Services
2000 Powell Street, Ste. 600, Emeryville, CA 94608 USA

*Certification Addendum*

## KDS ACCESSORIES LIMITED

This addendum contains the additionally certified locations approved by SCS Global Services to participate in the use of the FSC® Chain of Custody Certification

Certificate Number: (SCS-COC-700293)

Additional Locations

KDS ACCESSORIES LIMITED: 191-192 Baizid Bostami Road, Nasirabad I/A Chattogram, 4210, Bangladesh, (SCS-COC-700293-A)

KDS Accessories Limited_Unit 2: 6 No. West Dogory, Mirzapur, Gazipur Sadar Gazipur, 1700, Bangladesh, (SCS-COC-700293-B)

SCSglobal SERVICES

Addendum Page 2

# Certificate of Completion 2025

Hereby certifies that

KDS Accessories Ltd. (Unit-2)

Has completed HIGG FEM VERIFICATION

**Worldly ID:** 165048

**OS ID:**

Cascale

Higg Index

Cascale certifies that the facility named above utilizes the Higg Index to measure and grow its sustainability practice.

Assessment Scope: As identified in Higg FEM Verification Protocol.

**Verifying Body:** Bureau Veritas

Harsh Saini

**Harsh Saini**
Interim Chief Executive Officer
Cascale

Cascale (formerly Sustainable Apparel Coalition) 1714 Franklin St. #100-272, Oakland, CA 94612

# Certificate of Completion 2026

Hereby certifies that

KDS Accessories Ltd. (Unit-2)

Has completed HIGG FSLM CAF v1.7.1 VERIFICATION

**Worldly ID:** 165048

Cascale

Higg Index

Cascale certifies that the facility named above utilizes the Higg Index to measure and grow its sustainability practice.

Assessment Scope: As identified in Higg FSLM Verification Protocol.

**Verifying Body:** Key of Sustainability Auditing Atil...

**Verification Completion Date:** 2026-8-4

**Ying McGuire**
Chief Executive Officer
Cascale

Cascale (formerly Sustainable Apparel Coalition) 1714 Franklin St. #100-272, Oakland, CA 94612



Certificate # 109BD25

CTPAT

accordia
GLOBAL COMPLIANCE GROUP

ACCORDIA GLOBAL COMPLIANCE GROUP

*This affirms that*

**KDS Accessories Ltd. (Unit-2)**

6 No. West Dogory, Mirzapur, Gazipur Sadar,
Gazipur-1703, Bangladesh.

Is compliant with Customs Trade Partnership Against Terrorism (CTPAT)
Guidelines for Foreign Manufacturers

Date of Issue: 26/02/2025
Date of Expiry: 25/02/2026

On behalf of,
Richard Ingrao
President, Accordia Global Compliance Group

Issue: 2 2018 © Copyright Accordia Global Compliance Group Inc.

KDS Accessories Ltd. (Unit 2)
06 No. West Dogory, Mirzapur Bazar
Gazipur Sadar
Gazipur - 1703
Bangladesh

Hohenstein Laboratories GmbH & Co. KG
Schlosssteige 1
74357 Bönnigheim
Germany

# Certificate

## OEKO-TEX® STANDARD 100

## KDS Accessories Ltd. (Unit 2)

is granted the OEKO-TEX® STANDARD 100 certification
and the right to use the trademark.

**SCOPE**
Narrow fabrics (twill tape and drawstring) made of 100 % polyester, white, disperse yarn-dyed as well as elastic tape made of 100 % polyester, white and disperse yarn-dyed and its mixture with rubber thread made of elastodiene (in white and black); exclusively produced using components pre-certified according to OEKO-TEX® STANDARD 100.

**PRODUCT CLASS**
I (baby articles) - Annex 6

STANDARD 100 14.HBD.44773 Hohenstein

**This certificate 14.HBD.44773 is valid until 31/08/2027.**

**SUPPORTING DOCUMENTS**
- ✓Test report: 26.1321883
- ✓Declaration of conformity in accordance with EN ISO 17050-1 as required by OEKO-TEX®.
- ✓OEKO-TEX® Terms of Use (ToU)

Dipl.-Ing. (FH) Ivonne Schramm
Global Head of OEKO-TEX®
Certification

Further compliance information (REACH, SVHC, POP, GB18401 etc.) can be found on oeko-tex.com/en/faq.

The certificate is based on the test methods and requirements of the OEKO-TEX® STANDARD 100 that were in force at the time of evaluation.

Bönnigheim, 05/11/2026

OEKO-TEX AG Gutenbergstrasse 1, CH-8002 Zurich

KDS Accessories Ltd. (Unit 2)
06 No. West Dogory, Mirzapur Bazar
Gazipur Sadar
Gazipur - 1703, BANGLADESH

Hohenstein Laboratories
GmbH & Co. KG
74357 Bönnigheim
Germany

# Certificate

## OEKO-TEX® STANDARD 100

## KDS Accessories Ltd. (Unit 2)

is granted the OEKO-TEX® STANDARD 100 certification
and the right to use the trademark.

**SCOPE**
Buttons made of 100 % polyester in white and pigment mass-dyed (pearl, chalk and horn).

**PRODUCT CLASS**
I (baby articles) - Annex 6

STANDARD 100
13.HBD.34906
Hohenstein

**This certificate 13.HBD.34906 is valid until 31.01.2027.**

**SUPPORTING DOCUMENTS**
- ✓ Test report : 26.1259406
- ✓ Declaration of conformity in accordance with EN ISO 17050-1 as required by OEKO-TEX®
- ✓ OEKO-TEX® Terms of Use (ToU)

Ivonne Schramm

Dipl.-Ing. (FH) Ivonne Schramm
Global Head of OEKO-TEX® Certification

Further compliance information (REACH, SVHC, POP, GB18401 etc.) can be found on oeko-tex.com/en/faq.

The certificate is based on the test methods and requirements of the OEKO-TEX® STANDARD 100 that were in force at the time of evaluation.

Boennigheim, 2026-03-12

OEKO-TEX Service GmbH Gutenbergstrasse 1, CH-8002 Zurich

KDS Accessories Ltd. (Unit 2)
06 No. West Dogory, Mirzapur Bazar
Gazipur Sadar
Gazipur - 1703
Bangladesh

Hohenstein Laboratories GmbH & Co. KG
Schlosssteige 1
74357 Bönnigheim
Germany

# Certificate

## OEKO-TEX® STANDARD 100

## KDS Accessories Ltd. (Unit 2)

is granted the OEKO-TEX® STANDARD 100 certification
and the right to use the trademark.

**SCOPE**
Woven labels made of 100 % polyester, white and disperse yarn-dyed, pigment printed labels on white 100 % polyester satin ribbon and off-white 100 % cotton ribbon, heat transfer labels pigment printed on PET foil for application on garments; produced using components partly pre-certified according to OEKO-TEX® STANDARD 100 and ECO PASSPORT.

STANDARD 100
08.KA.58544
Hohenstein

**PRODUCT CLASS**
I (baby articles) - Annex 6

**This certificate 08.KA.58544 is valid until 31/05/2027.**

**SUPPORTING DOCUMENTS**
- ✓Test report: 26.1290133
- ✓Declaration of conformity in accordance with EN ISO 17050-1 as required by OEKO-TEX®.
- ✓OEKO-TEX® Terms of Use (ToU)

Dipl.-Ing. (FH) Ivonne Schramm
Global Head of OEKO-TEX®
Certification

Further compliance information (REACH, SVHC, POP, GB18401 etc.) can be found on oeko-tex.com/en/faq.

The certificate is based on the test methods and requirements of the OEKO-TEX® STANDARD 100 that were in force at the time of evaluation.

Bönnigheim, 15/09/2026

OEKO-TEX AG Gutenbergstrasse 1, CH-8002 Zurich

USB Certification Denetim Gozetim ve Belgelendirme Hizmetleri A.S.
Ismet Kaptan Mah. Hurriyet Bulv. No: 4/1 Kavala Plaza
K: 2 D: 23 Cankaya – Konak – Izmir (Türkiye)

www.usbcertification.com Tel: 0090 232 446 4416

# SCOPE CERTIFICATE

**Scope Certificate Number USB-00015913-GRS-2604**
**Scope Certificate Version Number USB-00015913-GRS-2604**

USB Certification Denetim Gozetim ve Belgelendirme Hizmetleri A.S.
certifies that

## KDS Accessories Ltd. (Unit-2)

**Textile Exchange-ID (TE-ID):TE-00015913**
**USB Certification Client Number: USB 009409**
6 No. West Dogory, Mirzapur, Gazipur Sadar
Gazipur, 1703
Dhaka - Bangladesh
has been audited and found to be in conformity with the

**Global Recycled Standard (GRS) V4.0**

Product categories mentioned below (and further specified in the product appendix) conform with the standard(s):

**Functional Accessories (PC0017)**

Process categories carried out under responsibility of the above mentioned organization for the certified products cover:

**Finishing (PR0012), Manufacturing (PR0016), Molding (PR0018), Preparatory (PR0022), Printing (PR0023), Washing, laundering (PR0032), Weaving (PR0033)**

*The processes marked with an asterisk may be carried out by subcontractors.

This certificate is valid until: **2027-04-12**
Audit criteria: Global Recycled Standard (GRS) V4.0 ; Content Claim Standard V3.1 ; Textile Exchange Standards Claims Policy V1.3

| Place and Date of Issue (YYYY-MM-DD) | Certification Body | Standard |
|---|---|---|
| **Izmir, 2026-04-13**<br>Last Updated : 2026-04-13<br>Evrim BICAK<br>Electronically Signed | CERTIFIED USB CERTIFIED | Global Recycled Standard |

Certification Body Licensed by: Textile Exchange ; Licensing Code: C8-USB
Certification Body Accredited by: IOAS ; Accreditation Number: 112
Inspection Body: USB Certification Denetim Gozetim ve Belgelendirme Hizmetleri A.S.

This scope certificate provides no proof that any goods delivered by its holder are GRS certified.
Proof of GRS certification of goods delivered is provided by a valid transaction certificate (TC) or equivalent covering them.
The issuing body may withdraw this certificate before it expires if the declared conformity is no longer guaranteed.
To authenticate this certificate, please visit www.TextileExchange.org/Certificates.
Click to verify your certificate

www.usbcertification.com

USB Certification Denetim Gozetim ve Belgelendirme Hizmetleri A.S.
Ismet Kaptan Mah. Hurriyet Bulv. No: 4/1 Kavala Plaza
K: 2 D: 23 Cankaya – Konak – Izmir (Türkiye)

www.usbcertification.com Tel: 0090 232 446 4416

**Scope Certificate Number USB-00015913-GRS-2604 Version USB-00015913-GRS-2604** (continued)
**KDS Accessories Ltd. (Unit-2)**
**Global Recycled Standard (GRS) V4.0**

Under the scope of this certificate, the following products are covered.

**Products Appendix**

| Product Number | Product Category | Product Details | Material Composition (*) | Standard (Label Grade) | Facility Number |
|---|---|---|---|---|---|
| P250001 | Functional Accessories (PC0017) | Labels, tags (PD0038) | 100% recycled pre-consumer polyester (RM0188) | GRS | TE-00015913 |
| P253937 | Functional Accessories (PC0017) | Other [Twill Tape] (PD0100) | 100% recycled post-consumer polyester (RM0189) | GRS | TE-00015913 |
| P299848 | Functional Accessories (PC0017) | Other [Waist Band] (PD0100) | 75% recycled pre-consumer polyester (RM0188) + 25% elastane (spandex) (RM0160) | GRS | TE-00015913 |
| P339771 | Functional Accessories (PC0017) | Labels, tags (PD0038) | 70% recycled post-consumer polyester (RM0189) + 30% elastane (spandex) (RM0160) | GRS | TE-00015913 |

Note: * Quantification (percentages) of material composition is optional. [ ]Square brackets refer to certified components of a product.

USB CERTIFICATION
UPGRADE • SUSTAIN • BENEFIT

Place and Date of Issue (YYYY-MM-DD)

**Izmir, 2026-04-13**
Last Updated : 2026-04-13

Evrim BICAK

Certification Body

Standard

Global Recycled Standard



Supplier to Zero

# Acknowledgement of Completion

Based on supplier self-evaluation,
this document acknowledges

## KDS Accessories Limited (Unit-2)

A237SF52

has successfully completed Supplier to Zero (Level 1) on 25.06.2024*

Frank Michel
ZDHC
Executive Director

6758-6676-7EA
Document Control Number

Powered by IMPLEMENTATION HUB

*Acknowledgement valid for 1 year of the date of issuance

USB Certification Denetim Gozetim ve Belgelendirme Hizmetleri A.S.
Ismet Kaptan Mah. Hurriyet Bulv. No: 4/1 Kavala Plaza
K: 2 D: 23 Cankaya – Konak – Izmir (Türkiye)

www.usbcertification.com Tel: 0090 232 446 4416

# SCOPE CERTIFICATE

**Scope Certificate Number USB-00015913-RCS-2604**
**Scope Certificate Version Number USB-00015913-RCS-2604**

USB Certification Denetim Gozetim ve Belgelendirme Hizmetleri A.S.
certifies that

**KDS Accessories Ltd. (Unit-2)**
**Textile Exchange-ID (TE-ID):TE-00015913**
**USB Certification Client Number: USB 009409**
6 No. West Dogory, Mirzapur, Gazipur Sadar
Gazipur, 1703
Dhaka - Bangladesh
has been audited and found to be in conformity with the

**Recycled Claim Standard (RCS) V2.0**

Product categories mentioned below (and further specified in the product appendix) conform with the standard(s):
**Functional Accessories (PC0017)**
Process categories carried out under responsibility of the above mentioned organization for the certified products cover:
**Finishing (PR0012), Manufacturing (PR0016), Molding (PR0018), Preparatory (PR0022), Printing (PR0023), Washing, laundering (PR0032), Weaving (PR0033)**
*The processes marked with an asterisk may be carried out by subcontractors.

This certificate is valid until: **2027-04-12**
Audit criteria: Recycled Claim Standard (RCS) V2.0 ; Content Claim Standard V3.1 ; Textile Exchange Standards Claims Policy V1.3

Place and Date of Issue (YYYY-MM-DD)
**Izmir, 2026-04-13**
Last Updated : 2026-04-13

Evrim BICAK
Electronically Signed

Certification Body

Standard

Certification Body Licensed by: Textile Exchange ; Licensing Code: CB-USB
Certification Body Accredited by: IOAS ; Accreditation Number: 112
Inspection Body: USB Certification Denetim Gozetim ve Belgelendirme Hizmetleri A.S.

This scope certificate provides no proof that any goods delivered by its holder are RCS certified.
Proof of RCS certification of goods delivered is provided by a valid transaction certificate (TC) or equivalent covering them.
The issuing body may withdraw this certificate before it expires if the declared conformity is no longer guaranteed.
To authenticate this certificate, please visit www.TextileExchange.org/Certificates.
Click to verify your certificate

www.usbcertification.com

# AWARD & RECOGNITION

USB Certification Denetim Gozetim ve Belgelendirme Hizmetleri A.S.
Ismet Kaptan Mah. Hurriyet Bulv. No: 4/1 Kavala Plaza
K: 2 D: 23 Cankaya – Konak – Izmir (Türkiye)

www.usbcertification.com Tel: 0090 232 446 4416

**Scope Certificate Number USB-00015913-RCS-2604 Version USB-00015913-RCS-2604** (continued)
**KDS Accessories Ltd. (Unit-2)**
**Recycled Claim Standard (RCS) V2.0**

Under the scope of this certificate, the following products are covered.

**Products Appendix**

| Product Number | Product Category | Product Details | Material Composition (*) | Standard (Label Grade) | Facility Number |
|---|---|---|---|---|---|
| P248536 | Functional Accessories (PC0017) | Buttons (PD0036) | 50% polyester (RM0186) + 50% recycled post-consumer polyester (RM0189) | RCS (RCS Blended) | TE-00015913 |
| P250001 | Functional Accessories (PC0017) | Labels, tags (PD0038) | 100% recycled pre-consumer polyester (RM0188) | RCS (RCS 100) | TE-00015913 |
| P253937 | Functional Accessories (PC0017) | Other [Twill Tape] (PD0100) | 100% recycled post-consumer polyester (RM0189) | RCS (RCS 100) | TE-00015913 |
| P299848 | Functional Accessories (PC0017) | Other [Waist Band] (PD0100) | 75% recycled pre-consumer polyester (RM0188) + 25% elastane (spandex) (RM0160) | RCS (RCS Blended) | TE-00015913 |
| P333332 | Functional Accessories (PC0017) | Labels, tags (PD0038) | 100% recycled pre-consumer other [thermoplastic polyurethane] (RM0266) | RCS (RCS 100) | TE-00015913 |
| P339771 | Functional Accessories (PC0017) | Labels, tags (PD0038) | 70% recycled post-consumer polyester (RM0189) + 30% elastane (spandex) (RM0160) | RCS (RCS Blended) | TE-00015913 |
| P347686 | Functional Accessories (PC0017) | Labels, tags (PD0038) | 100% recycled post-consumer polyamide (nylon) (RM0185) | RCS (RCS 100) | TE-00015913 |
| P350123 | Functional Accessories (PC0017) | Buttons (PD0036) | 68% other [Unsaturated Polyester Resin] (RM0262) + 32% recycled post-consumer polyester (RM0189) | RCS (RCS Blended) | TE-00015913 |

Note: * Quantification (percentages) of material composition is optional. [ ]Square brackets refer to certified components of a product.

UPGRADE • SUSTAIN • BENEFIT

Place and Date of Issue (YYYY-MM-DD)

**Izmir, 2026-04-13**
Last Updated : 2026-04-13

Evrim BICAK

Certification Body

Standard

# AWARD & RECOGNITION

USB Certification Denetim Gozetim ve Belgelendirme Hizmetleri A.S.
Ismet Kaptan Mah. Hurriyet Bulv. No: 4/1 Kavala Plaza
K: 2 D: 23 Cankaya – Konak – Izmir (Türkiye)

www.usbcertification.com Tel: 0090 232 446 4416

**Scope Certificate Number USB-00015913-RCS-2604 Version USB-00015913-RCS-2604** (continued)
**KDS Accessories Ltd. (Unit-2)**
**Recycled Claim Standard (RCS) V2.0**

Under the scope of this certificate, the following facilities have been audited and found to be in conformity.

**Site Appendix**

| Facility Name – TE-ID / Facility Number | Address | Process Categories | Standards |
|---|---|---|---|
| KDS Accessories Ltd. (Unit-2) (Main Facility) - TE-00015913 | 6 No. West Dogory, Mirzapur, Gazipur Sadar Gazipur 1703, Dhaka - Bangladesh | Finishing (PR0012); Manufacturing (PR0016); Molding (PR0018); Preparatory (PR0022); Printing (PR0023); Washing, Laundering (PR0032); Weaving (PR0033) | RCS |

**Associated Subcontractor Appendix**

| Subcontractor Name – TE-ID / Facility Number | Address | Process Categories | Standards |
|---|---|---|---|
| None | None | None | None |

**Independently Certified Subcontractor Appendix**

| Subcontractor Name - TE-ID / Facility Number | Certification Body | Expiry Date | Address | Process Categories | Standards |
|---|---|---|---|---|---|
| None | None | None | None | None | None |

USB CERTIFICATION
UPGRADE • SUSTAIN • BENEFIT

Place and Date of Issue (YYYY-MM-DD)

**Izmir, 2026-04-13**
Last Updated : 2026-04-13

Evrim BICAK

Certification Body

Standard

SMETA
Sedex Members Ethical Trade Audit

# SMETA Corrective Action Plan Report (CAPR)

Version 7



SMETA

## Audit and site details

### Audit details

| | | | |
|---|---|---|---|
| **Sedex company reference** | ZC406146740 | **Auditor company name** | Accordia Global Compliance Group Asia Limited |
| **Date of audit** | 2025-02-26 | **Audit conducted by** | Sedex member |
| **Audit pillars** | Labour Standards \| Health and safety \| Environment 4-Pillar \| Business ethics | | |

### Site details

| | | | |
|---|---|---|---|
| **Sedex site reference** | ZS406147227 | **Site name** | KDS Accessories Ltd Unit 2 |
| **Business name** | KDS Accessories Ltd Unit 2 | **Site address** | 1703 6 No. West Dogory, Mirzapur, Gazipur Sadar, Gazipur, BD |
| **Site phone** | +8801777-775367 | **Site email** | akmnazmul.hossain@kdsgroup.net |

| Audit company: | Audit reference: | Start Date: | End Date: | |
|---|---|---|---|---|
| **Accordia Global Compliance Group Asia Limited** | **ZAA600116619** | **2025-02-26** | **2025-02-26** | 5 |

intertek
Total Quality. Assured.

# ACHIEVEMENT AWARD

## KDS Accessories Ltd. (Unit-02)

## কেডিএস অ্যাক্সেসরিজ লিমিটেড (ইউনিট-০২)

6, Dogory, Mirjapur, Gazipur, Dhaka, Bangladesh

৬, দোগরী, মির্জাপুর, গাজীপুর, ঢাকা, বাংলাদেশ

has been assessed by Intertek as conforming to the requirements of:

## Trim Supplier Qualification Program

Intertek has assessed the practices of the above facility according to the scope of the Trim Supplier Qualification Program (TQP), which resulted in meeting the performance criteria required for the "Achievement Award".

**The evaluation of the facility covered the following areas:**

1. Management Environment
2. Risk Management
3. Process Control
4. Product Testing
5. Monitoring

TRIM SUPPLIER QUALIFICATION PROGRAM

**Registration Number**

**F_IAR_27150_TQP-R6**

**Last Full Audit Date:** June 25, 2026

**Expiry Date:** June 24, 2028

**Mark Thomas**
Executive Vice President
Assurance, Sustainability, Agri/World & Food

**Cary Chan**
Certification Administration Centre, Intertek

# AWARD & RECOGNITION

CRISL PLC
Credit Rating Information and Services PLC
Nakshi Homes (1st, 4th & 5th Floor), 6/1A, Segun Bagicha, Dhaka-1000, Bangladesh
Tel : 88-02-226 643014-6, Fax : 88-02-226 643068, E-mail : info@crisibd.com, Web : www.crisibd.com

First ISO 9001 : 2015 Certified Credit Rating Company in Bangladesh Operating Since 1996

*Setting global standard at national level*

November 19, 2026

CRISL/Com/ 4907 /26

Managing Director
KDS Accessories Limited
255 Nasirabad I/A, Chattogram
Email: mahmudul.hasan@kdsgroup.net

**Sub: Announcement of Credit Rating for Public Listed Companies**

Sir,
Pursuant to the Credit Rating Companies Rules, 2022, this is to inform you that the Rating Committee of Credit Rating Information and Services PLC has assigned the following rating to **"KDS Accessories Limited"** on 19.11.2026 in consideration of its audited financials up to 30th June, 2026 also unaudited financials up to 30th September, 2026 and other relevant quantitative as well as qualitative information up to the date of rating declaration:

| Long Term | Short Term | Outlook | Rating Date | Rating Validity |
|---|---|---|---|---|
| AA- | ST-2 | Stable | 19.11.2026 | 18.11.2027 |

The above is reported as price sensitive information as per guidance in clause 8 A (b) of chapter III of Credit Rating Companies Rules 2022 by BSEC.

Thanking you,

With best regards

Md. Asaduzzaman Khan
Chief Executive Officer

ALLIANCE
FOR BANGLADESH WORKER SAFETY

**KDS Accessories Ltd. (PKG) FFC ID 9441**
**191-192 Baizid Bostami Road, Nasirabad 1/A, Chittagong**
**Chittagong, Bangladesh 4210**

27 December 2017

Subject: CAP Closure Verification Visit (CCVV) Results

Dear Mr. Salim Rahman, Managing Director

Congratulations! On behalf of the Alliance for Bangladesh Worker Safety, I am writing regarding the results of the CAP Closure Verification Visit of **KDS Accessories Ltd. (PKG) FFC ID 9441** conducted by Alliance on 31 October 2017. A second onsite visit was conducted on 26 December to verify completion of remediation non-compliances noted during the first inspection. Your CAP Closure Verification Visit Final Training Assessment was completed on 25 September 2017. Based on the findings of that visit, your factory's status has been rated as "Substantial Completion". This mean that your factory has substantially completed the initial Corrective Action Plan (CAP) and currently is in good standing with respect to required training. This also represents the starting point for creating a sustainable culture of safety within your factory.

The CAP Closure Verification Visit was conducted to confirm the completion of corrective actions to remediate noncompliance with the Alliance Standard in each of three critical areas: structural integrity, electrical safety and fire safety that were identified during initial inspections; the structural integrity inspection was conducted on 26 March 2014, the fire and electrical safety inspections were conducted on 24 May 2014 by Bureau Veritas. Additionally, during this visit an assessment of implementation and impact of Basic Fire Safety and Helpline training to all workers was performed. This was documented in the Corrective Action Plan (CAP) for your factory approved by the Alliance on 01 March 2015.

Remediation Verification Visits (RVV) to assess your progress addressing items in the CAP were conducted by the Alliance on the following dates:

| Visit Type | Date |
|---|---|
| RVV 1 | 20 May 2015 |
| RVV 2 | 24 December 2015 |
| RVV 3 | 07 August 2016 |
| PCCVV | 20 September 2017 |
| CCVV-1 | 31 October 2017 |
| CCVV-2 | 26 December 2017 |

**Training:**

Total Employees trained on the date of Final Training Assessment (CCVV):

| Training Type | Number of Employees received training | Completion Date |
|---|---|---|
| Initial | 464 | 28 December 2014 |
| Refresher | 320 | 24 November 2016 |

| Visit Type | Date |
|---|---|
| Final Training Assessment (CCVV) | 25 September 2017 |

The CAP Closure verification visit results apply to of **KDS Accessories Ltd. (PKG) FFC ID 9441** as it currently exists with the following details:

| | |
|---|---|
| Building Area (sq. ft.) | 1. Building-01 (Office Building): 22,498 sq. ft.<br>2. Building-02 (Packaging Warehouse Building): 31,360 sq. ft.<br>3. Building-03 & Building-04 (Packaging Building): 12,716 sq. ft.<br>4. Building-05 (HR Building): 6,345 sq. ft.<br>5. Building-06 & Building-07 (Thread & Store Building): 19,500 sq. ft.<br>6. Shed-01A (Packaging Store): 3,800 sq. ft.<br>7. Shed-01B (Packaging Store): 3,900 sq. ft.<br>8. Shed-02A (Boiler Shed): 2,240 sq. ft.<br>9. Shed-02B (Warehouse Shed): 4,800 sq. ft.<br>10. Shed-03 (Packaging Shed): 27,710 sq. ft.<br>11. Shed-04 (Utility Shed): 4,480 sq. ft.<br>12. Shed-06 (Thread Production Shed): 12,960 sq. ft.<br>13. Shed-07 (Storage Shed): 2,250 sq. ft. |
| Building Height (ft.) | 1. Building-01 (Office Building): 57'-0"<br>2. Building-02 (Packaging Warehouse Building): 56'-0"<br>3. Building-03 & Building-04 (Packaging Building): 51'-10"<br>4. Building-05 (HR Building): 30'-0"<br>5. Building-06 & Building-07 (Thread & Store Building): 33'-6"<br>6. Shed-01A (Packaging Store): 17'-1"<br>7. Shed-01B (Packaging Store): 15'-6"<br>8. Shed-02A (Boiler Shed): 16'-6"<br>9. Shed-02B (Warehouse Shed): 16'-3"<br>10. Shed-03 (Packaging Shed): 35'-0"<br>11. Shed-04 (Utility Shed): 16'-0"<br>12. Shed-06 (Thread Production Shed): 18'-10"<br>13. Shed-07 (Storage Shed): 25'-5" |
| Construction Type (Material) | 1. Building-01 (Office Building): 5-Storied RCC building<br>2. Building-02 (Packaging Warehouse Building): 3-Storied RCC building<br>3. Building-03 & Building-04 (Packaging Building): 4-Storied RCC building<br>4. Building-05 (HR Building): 2-Storied RCC building<br>5. Building-06 & Building-07 (Thread & Store Building): 2-Storied RCC building<br>6. Shed-01A (Packaging Store): Single Storied Shed<br>7. Shed-01B (Packaging Store): Single Storied Shed<br>8. Shed-02A (Boiler Shed): Single Storied Shed<br>9. Shed-02B (Warehouse Shed): Single Storied Shed<br>10. Shed-03 (Packaging Shed): Single Storied Shed<br>11. Shed-04 (Utility Shed): Single Storied Shed<br>12. Shed-06 (Thread Production Shed): Single Storied Shed<br>13. Shed-07 (Storage Shed): Single Storied Shed |
| Occupancy Description | Industrial building (G2) |

The CAP Closure Verification Visit of **KDS Accessories Ltd. (PKG) FFC ID 9441** revealed that all NC's listed in the CAP have been remediated.

For details of the Alliance Follow-up Spot Check (after CCVV report) refer to Appendix B.

This remediation assessment does not establish the extent to which the factory complies with all relevant provisions of the Ready-made Garment Industry Guidelines and Harmonized Standard, the Bangladesh National Building Code, Fire Service Rules, labor law, or other regulatory mandates. Your factory remains responsible for compliance with all relevant laws and regulations adopted and enforced by the Government of Bangladesh.

The Alliance is focused on systemic and sustainable improvements in fire, structural and electrical safety along with the maintenance of worker training within Bangladesh's garment factories. The Alliance commends you on completing all critical items listed in your approved CAP. This completion required a great deal of effort and you should be proud of your accomplishment.

Your investments have helped create a safer workplace for your employees. These efforts also help build a positive image of the Bangladesh apparel industry that benefits your business.

CAP completion is only the first step in building a sustainable culture of continuous improvement of workplace safety.

The Alliance expects all factories to sustain their commitment to safety through ongoing efforts to maintain the investments already made. Appendix C, ALLIANCE FACTORY MAINTENANCE EXPECTATIONS outline these expectations.
Please note that if your factory undergoes either a vertical or horizontal expansion, all documentation must be updated with accurate information and a new inspection must be conducted. Our team is here to assist you with any questions you may have about the CAP Closure verification visit results or requirements for continued compliance.

- Remediation Coordinator Name: Mehdi Hasan Khan
- Remediation Coordinator E-mail: mhkhan@afbws.org
- Remediation Coordinator Phone Number: 01938886910

Again, thank you for your commitment to the Alliance mission and your efforts to complete remediation.

Sincerely,



Paul Rigby
Deputy Director & CSO
Alliance for Bangladesh Worker Safety

# BANGLADESH ASSOCIATION OF PUBLICLY LISTED COMPANIES

## Renewed Certificate

*This is to certify that*

**KDS ACCESSORIES LIMITED**

*is an Ordinary Member of Bangladesh Association of Publicly Listed Companies and is entitled to all the rights and privileges appertaining thereto.*

*This certificate remains current until 31st December,* **2026**

Ref. No: **CM-2026/169**

Date of issue : **April 5, 2026**

BAPLC

**Secretary General**

# THE 35th ANNUAL GENERAL MEETING

Date : 14 December 2026, Time 11: 00 AM
Venue : The AGM will be held virtually by using digital platform through the following link : **https://kdsaccessories.bdvirtualagm.com**

## FINANCIAL RESULTS

Reporting period of 12 months from 01 July 2024 to 30 June 2025. During the period operational result of the company were announced as below:

| PARTICULARS | 1st Quarter Jul 2025 to Sep 2025 | 2nd Quarter Oct 2025 to Dec 2025 | 3rd Quarter Jan 2026 to Mar 2026 | Period ended result (2025-2026) |
|---|---|---|---|---|
| Reporting Date | 12 November 2025 | 29 January 2026 | 29 April 2026 | 26 October 2026 |
| Turnover in BDT (mn) | 692.64 | 627.93 | 651.17 | 2,806.97 |
| Net Profit in BDT (mn) | 41.08 | 33.37 | 39.20 | 164.47 |
| EPS in BDT | 0.55 | 0.45 | 0.52 | 2.20 |
| NAV per share in BDT | 28.26 | 27.70 | 28.23 | 28.91 |
| NOCFPS per share in BDT | 1.05 | 0.25 | -0.96 | -2.52 |

## RECORD DATE

The record date was 18 November 2026.

## DIVIDEND

10% Cash has been recommended on 26 October 2026 in the 162nd BOD Meeting and after having approval of the shareholders at the 34th AGM, dividend will be distributed within 30 days from the date of AGM.

## LISTING

The company's shares are listed at the Dhaka Stock Exchange PLC and the Chittagong Stock Exchange PLC.

## FACE VALUE PER SHARE: TK. 10.00

## INVESTOR CORRESPONDENCE

191-192 Baizid Bostami Road, Nasirabad I/A, Chattogram, Bangladesh.
Tel : 880 31 681701-3, 685207-9, Ext : 154, F : +880 31 682137, W : www.kdsaccessories.com

## SOME SNAPSHORT OF 34th AGM PROCEEDINGS














কেডিএস এক্সেসরিজ লিমিটেডের ৩৪ তম বার্ষিক সাধারণ সভা অনুষ্ঠিত



কেডিএস এক্সেসরিজ লিমিটেডের ৩৪ তম বার্ষিক সাধারণ সভা অনুষ্ঠিত

# PRESS & MEDIA COVERAGE



FE THE FINANCIAL EXPRESS
CORPORATE

BGMEA s
MoU with
Parkway
Hospitals
Singapor

Global trade to exceed $35 trillion in 2025: UN

Duty-evaded hands



ক্যাম্পেইন এজেন্সি অব দা ইয়ারে এএমএলের দুই ব্রোঞ্জ অর্জন

কেডিএস এক্সেসরিজের ১০ শতাংশ লভ্যাংশ ঘোষণা

KDS



অতিরিক্ত বিজ্ঞাপিত কমিশনার নুরীকে সিডিএ'তে বদলি

জাপান ঘিরে চীন-রাশিয়ার যৌথ বিমানের টহল, যুদ্ধবিমান পাঠাল টোকিও

প্রধান আসামিসহ ৭ জন কারাগারে

কারা সচিবসহ পাঞ্চেন তিন মন্ত্রণালয়ের

সিঙ্গাপুরিতে নিষিদ্ধ ভ্যাপিংয়ের মিছিল

বিগত আর্থিক বৎসরের জন্য ১০% নগদ লভ্যাংশ অনুমোদন

মোহাম্মদপুরে মা-মেয়ে খুন: গৃহকর্মী আয়েশা গ্রেপ্তার



মুদ্রা বিনিময় হার
৯ ডিসেম্বর, ২০২৫

জাতিসংঘের এমডিআইবিষয়ক বিশেষজ্ঞ প্যানেলে অন্তর্ভুক্ত হলেন ফাহমিদা খাতুন

কেডিএস অ্যাকসেসরিজের ৩৪তম এজিএম অনুষ্ঠিত

ইউনিয়নপে কার্ড ইস্যু সেবা চালু করল ট্রাস্ট ব্যাংক

মেঘনা ব্যাংকের এএমডি হিসাবে

# PRESS & MEDIA COVERAGE



৩। বৃহস্পতিবার
২১ ডিসেম্বর ২০২৫

কেডিএস এক্সেসরিজ লিমিটেডের ৩৪তম বার্ষিক সাধারণ সভা

প্রিমিয়ার ডলিটিকে আমেরিকান দূতাবাসের মনিক সাই

মঞ্চে সবুজ অরণ্য, শিশুরা দেখাল 'সুন্দর পৃথিবী'

ফ্রেনবেল প্রে স্কুলে বার্ষিক সাংস্কৃতিক আয়োজন

আলোচনা সভায় বক্তারা ভাসাটাইল চর্চার মাধ্যমেমানবিক সমাজ গড়ার সম্ভব



nod to launch digital payment services

KDS Accessories declares 10% cash dividend for FY25

banglalink For You

Huawei celebrates 'Sports and Family Day 2025'

OIL PRICE

GOLD PRICE



প্রথম আলো

# কেডিএস এক্সেসরিজের ৩৪তম এজিএম

বাণিজ্য ডেস্ক

কেডিএস এক্সেসরিজ লিমিটেডের ৩৪তম বার্ষিক সাধারণ সভা (এজিএম) সম্প্রতি ভার্চুয়াল প্ল্যাটফর্মে অনুষ্ঠিত হয়েছে। সভায় গত আর্থিক বছরের জন্য ১০ শতাংশ নগদ লভ্যাংশ অনুমোদন দেওয়া হয়।

কোম্পানির চেয়ারম্যান খলিলুর রহমানের সভাপতিত্বে অনুষ্ঠিত এ সভায় ব্যবস্থাপনা পরিচালক সেলিম রহমান, পরিচালক তাহসিনা রহমান, স্বতন্ত্র পরিচালক সরওয়ার জাহান, প্রতিনিধি পরিচালক কামরুল হাসান সিদ্দিকী, এফসিএ, নিরীক্ষক প্রতিনিধি, স্বাধীন নিরীক্ষক, কোম্পানির প্রধান নির্বাহী কর্মকর্তা দেবাশীষ দাশপাল, প্রধান আর্থিক কর্মকর্তা বিপ্লব কান্তি বণিক, এফসিএ, কোম্পানি সচিব মোহাম্মদ ইলিয়াছ উপস্থিত ছিলেন।

এ ছাড়া শেয়ারহোল্ডাররা ভার্চুয়াল প্ল্যাটফর্মে অনুষ্ঠিত এ সভায় যোগ দেন। খবর বিজ্ঞপ্তি

ভার্চুয়াল প্ল্যাটফর্মে শেয়ারহোল্ডারদের উপস্থিতির জন্য কোম্পানির চেয়ারম্যান সবাইকে ধন্যবাদ জানান। এই বছর কোম্পানির ৩৪ বছরে পদার্পণ উপলক্ষে চেয়ারম্যান সবার প্রতি আন্তরিক কৃতজ্ঞতা জানান।

শেয়ারহোল্ডারদের সর্বাত্মক সহযোগিতায় কেডিএস এক্সেসরিজ লিমিটেড ভবিষ্যতে আরও ভালো ফল অর্জনে সক্ষম হবে বলে আশাবাদ ব্যক্ত করেন কোম্পানির চেয়ারম্যান খলিলুর রহমান।




শেয়ারহোল্ডারদের সর্বাত্মক সহযোগিতায় কেডিএস এক্সেসরিজ লিমিটেড ভবিষ্যতে আরও ভালো ফল অর্জনে সক্ষম হবে বলে আশাবাদ ব্যক্ত করেন কোম্পানির চেয়ারম্যান খলিলুর রহমান।
ছবি : কেডিএস এক্সেসরিজ লিমিটেড

লভ্যাংশ অনুমোদনের সঙ্গে এ বছরের ৩০ জুনের নিরীক্ষিত আর্থিক বিবরণী এবং পরিচালক ও পরবর্তী বছরের জন্য নিরীক্ষক নিয়োগসহ অন্যান্য বিষয় সভায় অনুমোদিত হয়।

সভা শেষে কোম্পানির প্রধান নির্বাহী কর্মকর্তা দেবাশীষ দাশপাল সবাইকে ধন্যবাদ জানান। সেই সঙ্গে তিনি কোম্পানির ভবিষ্যৎ পরিকল্পনায় আলোকপাত করেন।

13/12/2025 Column Pg 12

# PRESS & MEDIA COVERAGE


বণিক বার্তা

কেডিএস এক্সেসরিজ লিমিটেডের ৩৪তম বার্ষিক সাধারণ সভা অনুষ্ঠিত


Cvoice24

কেডিএস এক্সেসরিজের ১০ শতাংশ নগদ লভ্যাংশ ঘোষণা


THE BUSINESS STANDARD

CORPORATES

KDS accessories holds virtual AGM, approves 10pc cash dividend

RELATED NEWS

World bank, ADB lead foreign loan disbursements in Q1 FY27

UIU, Japan's Locop Inc sign deal on AI leadership development

Employers pledge jobs, internships for persons with disabilities

World's largest education companies by market cap

ACI Motores to distribute Great Wall Motor vehicles in Bangladesh

Top Stories

At least 50 RMG factories suspend operations amid worker-police clashes in Savar areas

Import costs, supply crunch push some spice prices up by Tk100 per kg

Local govt


KDS Accessories Limited

Price Sensitive Information

This is for information of all concerned that the Board of Directors of **KDS Accessories Limited**, in its 162nd meeting held on 26 October 2026 at 3:00 P.M. through digital platform pursuant to the Notification No: SEC/SRMIC/94-231/25 dated 8th July 2020 issued by the Bangladesh Securities and Exchange Commission (BSEC), has approved the Audited Financial Statements of the Company for the year ended 30th June 2026 and disclosed the following information & decisions:

**A. Dividend, Record Date and AGM:**

| | | |
|---|---|---|
| Recommended Dividend | : | 10% (Ten Percent) Cash |
| Record Date | : | 18th November 2026 |
| Date & Time of 35th AGM | : | 14th December 2026 at 11:00 A.M. |
| Venue of the 35th AGM | : | The AGM will be held virtually by using digital platform. |

**B. Financial Disclosure:**

| | | 01 July 2025 to 30 June 2026 | 01 July 2024 to 30 June 2025 |
|---|---|---|---|
| Net Profit after Tax | Tk. | 164,472,125 | 163,746,486 |
| Earnings Per Share (EPS) | Tk. | 2.20 | 2.19 |
| Net Operating Cash Flow Per Share | Tk. | (2.52) | 2.19 |
| | | As at 30 June 2026 | As at 30 June 2025 |
| Net Asset Value (NAV) | Tk. | 2,160,586,086 | 2,070,855,441 |
| Net Asset Value (NAV) Per Share | Tk. | 28.91 | 27.71 |

For more details, please visit our website : **www.kdsaccessories.com**

By order of the Board

Mohammad Ilias
Company Secretary

Dated: 26 October 2026

191-192 Baizid Bostami Road, Nasirabad I/A, Chittagong - 4210, Bangladesh, Tel: 880 31 681701-3, 685207-9

Corrugated Boxes | Labels & Tags | Button | Hanger | Gum Tape | Heat Transfers | Consolidation | Trims Solution

25-10-25 Size : 5 in x 5.75 in



# FACTORY ALBUM



# YARN









## WOVEN LABEL





## ELASTIC & NARROW FABRIC





# CARTON









# BUTTON









# VALUE CREATION



KDS Accessories Limited

# CORPORATE INFORMATION

| | | |
|---|---|---|
| Company Name | : | **KDS Accessories Limited** |
| Company Registration No | : | C-H-C-862/154 of 1991 |
| Status of the Company | : | Public Limited Company |
| Date of Incorporation | : | 21 April 1991 |

| | | | |
|---|---|---|---|
| Offices | : | Registered Office- 255, Nasirabad I/A, Chattogram, Bangladesh. | |
| | | **Corporate Head Office**<br>191-192, Baizid Bostami Road<br>Nasirabad I/A, Chattogram-4210<br>Bangladesh. | **Dhaka Office**<br>Road 4, House 63, Block C,<br>Banani Dhaka-1213,<br>Bangladesh |
| Plant Location | : | Unit-01<br>191-192, Baizid Bostami Road<br>Nasirabad I/A, Chattogram-4210<br>Bangladesh | Unit-02<br>6, West Dogory, Mirzapur<br>Gazipur Sadar, Dhaka<br>Bangladesh. |
| Phone No | : | +880 31 681701-3 | +880 2 9821665 |
| Fax | : | +880 31 682137 | +880 2 9821682 |
| E-mail | : | accessories@kdsgroup.net | |
| Website | : | www.kdsaccessories.com | |
| Bankers | : | Bank Asia PLC<br>HSBC<br>Mutual Trust Bank PLC<br>Trust Bank PLC<br>NRB Bank PLC | Standard Chartered Bank<br>Southeast Bank PLC<br>Dutch Bangla Bank Limited<br>Eastern Bank PLC<br>NCC Bank PLC |
| Insurers | : | Pragati Insurance Limited<br>Northern General Insurance Company Limited | |
| Auditors | : | **Statutory Auditor**<br>A. Qasem & Co.<br>Chartered Accountants<br>Faruk Mahal (3rd Floor) Plot 93,<br>Agrabad C/A, Chattogram 4100 | **Auditor For Corporate Governance**<br>Shafiq Basak & Co.<br>Chartered Accountants<br>National House (1st Floor) 109<br>Agrabad Commercial Area<br>Chattogram-4100, Bangladesh. |
| | | **Internal Auditor**<br>Rahman Rahman Huq<br>Chartered Accountants<br>78 Agrabad Commercial Area<br>Makkah Madina Trade Centre (13th floor)<br>Sabadar Ali Road, Chattogram- 4100. | |
| Credit Rating Agency | : | Credit Rating Information and Services PLC (CRISL) | |
| Listing with | : | Dhaka Stock Exchange PLC<br>Chittagong Stock Exchange PLC | |

# Note

KDS Accessories Limited

Corporate Office : 191-192, Baizid Bostami Road, Nasirabad I/A, Chattogram-4210

## PROXY FORM

I/We.....of .....being a shareholder of KDS Accessories Limited, do hereby appoint Mr./Ms..... of ..... as my/our proxy to attend and vote in my/our behalf at the 35th Annual General Meeting (AGM) of the Company to be held on 14 December 2026, Time 11:00 AM virtually by using digital platform through the following link : https://kdsaccessories.bdvirtualagm.com and at any adjourment thereof or any poll that may be taken in consequence thereof and to vote on my/our behalf as he/she thinks appropriate on all resolutions. As witness my/our hand this ..... day of .....2026.

Affix Revenue
Stamp of Tk. 20.00

(Signature of Shareholder) (Signature of Proxy)

Shareholders BO ID No:

| | | | | | | | | | | | | | | |
|---|---|---|---|---|---|---|---|---|---|---|---|---|---|---|

No. of Shares held: .....

**Note:**

1. The proxy form, duly filled and stamped must be mailed to te email at **kdsaccessories@kdsgroup.net** not later than 48 (Forty Eight) hours before the time fixed for the meeting.
2. Signature of the shareholder should agree with the specimen signature registered with the Company of BO Account/CDBL Record.

(Authorized Signature) (Signature Verified)

KDS Accessories Limited

KDS Accessories Limited

Corporate Office : 191-192, Baizid Bostami Road, Nasirabad I/A, Chattogram-4210

## SHAREHOLDERS' ATTENDENCE SLIP

I/We do heredy record my/our presence at the 35th Annual General Meeting of KDS Accessories Limited to be held on 14 December 2026, Time 11:00 AM virtually by using digital platform through the following link : https://kdsaccessories.bdvirtualagm.com

Name of the Shareholder/Proxy:

.....

Shareholders BO ID No:

| | | | | | | | | | | | | | | |
|---|---|---|---|---|---|---|---|---|---|---|---|---|---|---|

(Authorized Signature) (Signature Verified)

KDS Accessories Limited

# OUR JOURNEY STAYS GREEN

**KDS** Accessories Limited



**KDS** Accessories Limited


**Corporate Office**

**Chattogram**
191-192, Baizid Bostami Road,
Nasirabad I/A, Chattogram 4210
Bangladesh.
Tel: 88 031 681701-3

**Dhaka**
Road 4, House 63, Block C,
Banani, Dhaka 1213,
Bangladesh.
Tel: 88 02 9821665, 9821667

**Registered Office**

255, Nasirabad I/A,
Chattogram 4211,
Bangladesh.
Tel: 88 02 41380454-62

**www.kdsaccessories.com** **accessories@kdsgroup.net**